



GLOBAL VIEWS ON VICES – 2019

IPSOS GLOBAL ADVISOR

GAME CHANGERS



© 2019 Ipsos. All rights reserved. Contains Ipsos' Confidential and Proprietary information and may not be disclosed or reproduced without the prior written consent of Ipsos.

Methodology

- The findings come from surveys conducted between November 26 and December 7, 2018 on the Ipsos global advisor platform using the Ipsos online panel system with 18,638 adults across 29 countries: Argentina, Australia, Belgium, Brazil, Canada, Chile, China, Colombia, France, Germany, Great Britain, Hungary, India, Italy, Japan, Malaysia, Mexico, Peru, Poland, Romania, Russia, Saudi Arabia, Serbia, South Africa, South Korea, Spain, Sweden, Turkey, and the U.S.
- All survey respondents are aged 18-64 in Canada and the U.S. and 16-64 in all other countries.
- The sample size per country in each survey is approximately n=1,000 for Australia, Brazil, Canada, China, France, Germany, Great Britain, India, Italy, Japan, Spain, and the U.S. And approximately N=500 for Argentina, Belgium, Chile, Colombia, Hungary, Malaysia, Mexico, Peru, Poland, Romania, Russia, Saudi Arabia, Serbia, South Africa, South Korea, Sweden, and Turkey.
- Weighting has been employed to balance demographics and ensure that the sample's composition reflects that of the adult population according to the most recent country census data.
- A survey with an unweighted probability sample of this size would have an estimated margin of error of +/- 3.5 percentage points for a sample of 1,000 and an estimated margin of error of +/- 5.0 percentage points for a 500 sample 19 times out of 20.
- In 17 of the countries surveyed, internet penetration is sufficiently high to think of the samples as representative of the national population within the age ranges covered: Argentina, Australia, Belgium, Canada, France, Germany, Hungary, Italy, Japan, Poland, Serbia, South Korea, Spain, Sweden, Great Britain, and the U.S.
- Brazil, Chile, China, Colombia, India, Malaysia, Mexico, Romania, Russia, Peru, Saudi Arabia, South Africa, and Turkey have lower levels of internet penetration. Samples from those countries should not be considered to be fully nationally representative, but instead to represent a more affluent, connected population, representing an important and emerging middle class.
- Results may not always sum to 100% or may be 1 point higher/lower than the actuals due to rounding, multiple responses or the exclusion of don't knows or not stated responses.

Contents



Slide 4 - Who should be allowed to use, buy or have access to...?




Slide 37 - What is morally acceptable in moderation?



Slide 54 - Legalization of marijuana

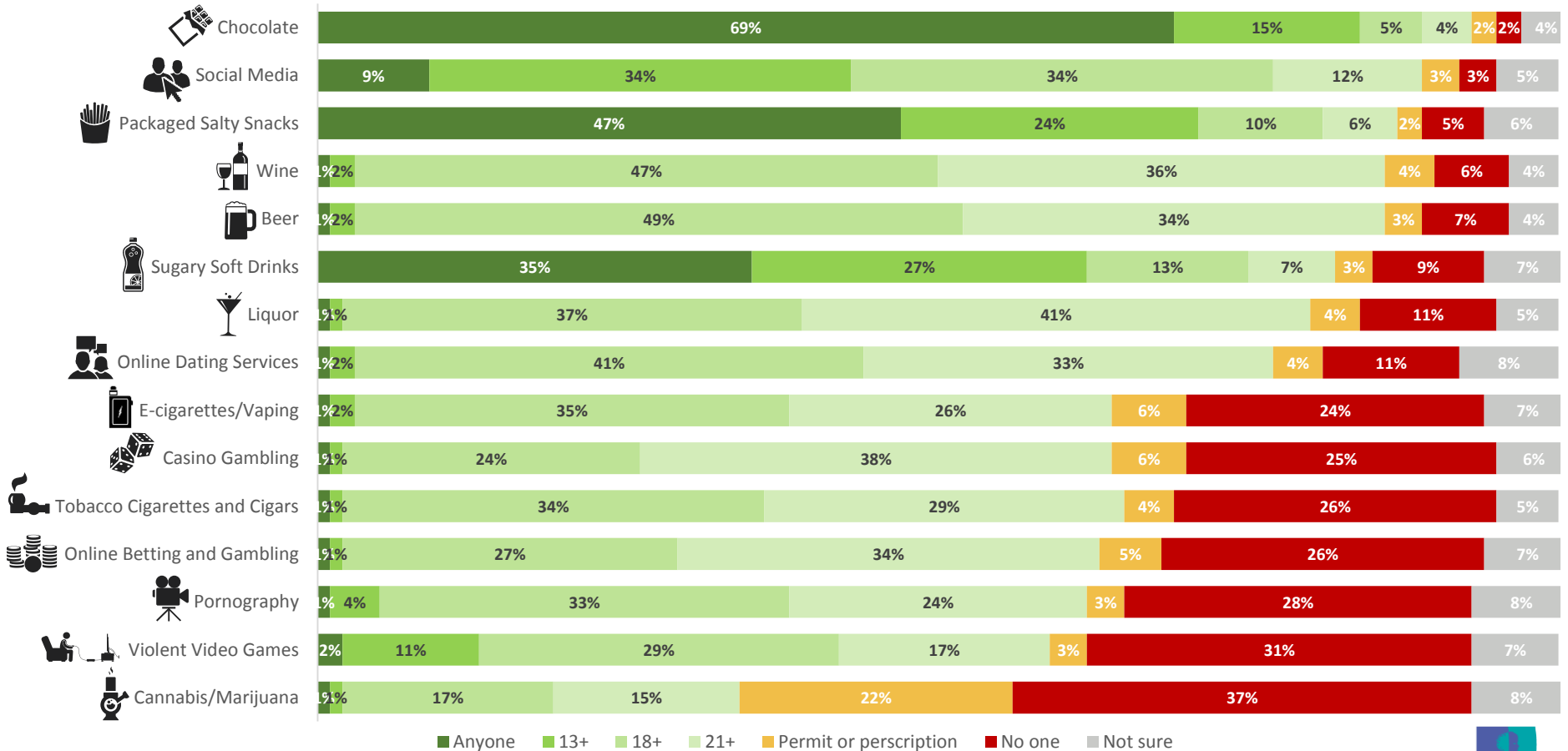


Slide 62 - Ten years from now


















**WHO SHOULD BE ALLOWED
TO USE, BUY OR HAVE
ACCESS TO...?**

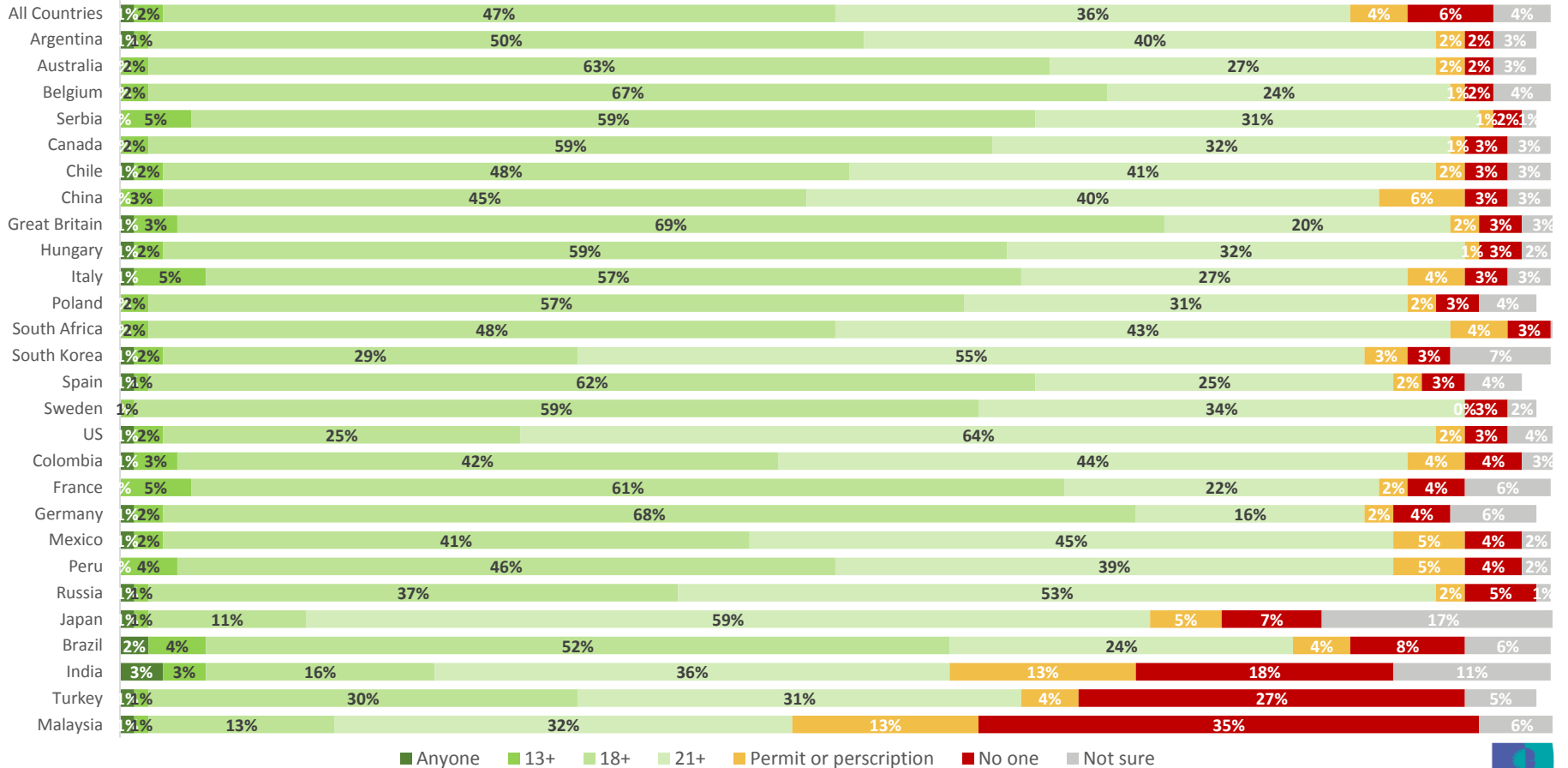
Allowed to Use, Buy or Have Access to...: Global Totals



Allowed to Use, Buy or Have Access to...: Global Totals

	Anyone, including children	Anyone aged 13 or older	Anyone aged 18 or older	Anyone aged 21 or older	Only people who have been delivered a permit or a prescription for	No one whatsoever	Not sure
 Chocolate	69%	15%	5%	4%	2%	2%	4%
 Social Media	9%	34%	34%	12%	3%	3%	5%
 Packaged Salty Snacks	47%	24%	10%	6%	2%	5%	6%
 Wine	1%	2%	47%	36%	4%	6%	4%
 Beer	1%	2%	49%	34%	3%	7%	4%
 Sugary Soft Drinks	35%	27%	13%	7%	3%	9%	7%
 Liquor	1%	1%	37%	41%	4%	11%	5%
 Online Dating Services	1%	2%	41%	33%	4%	11%	8%
 E-cigarettes/Vaping	1%	2%	35%	26%	6%	24%	7%
 Casino Gambling	1%	1%	24%	38%	6%	25%	6%
 Cigars	1%	1%	34%	29%	4%	26%	5%
 Gambling	1%	1%	27%	34%	5%	26%	7%
 Pornography	1%	4%	33%	24%	3%	28%	8%
 Violent Video Games	2%	11%	29%	17%	3%	31%	7%
 Cannabis/Marijuana	1%	1%	17%	15%	22%	37%	8%

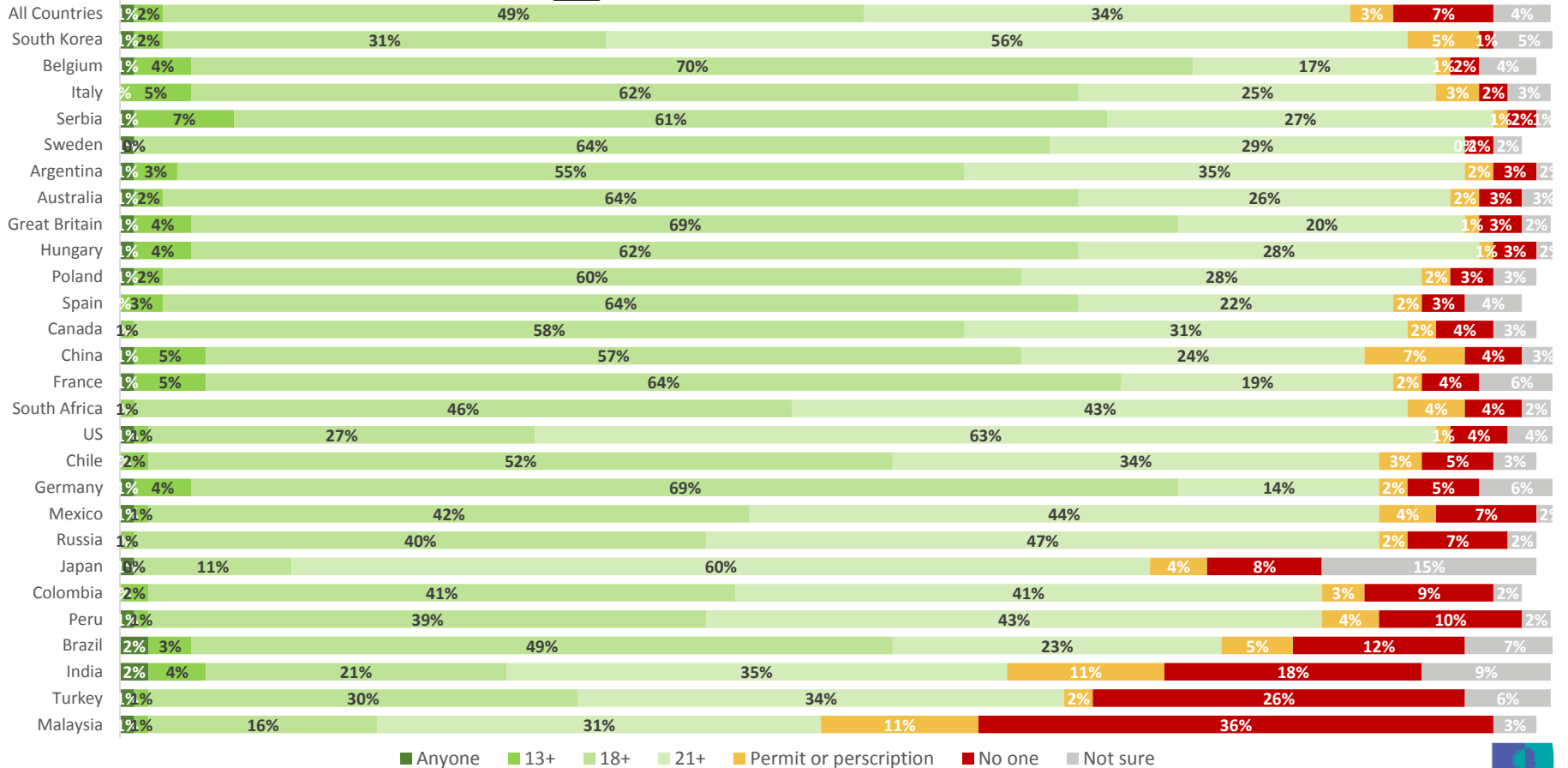
Access to Wine

Access to Wine

	Anyone, including children	Anyone aged 13 or older	Anyone aged 18 or older	Anyone aged 21 or older	Only people who have been delivered a permit or a prescription for	No one whatsoever	Not sure
All Countries	1%	2%	47%	36%	4%	6%	4%
Argentina	1%	1%	50%	40%	2%	2%	3%
Australia	0%	2%	63%	27%	2%	2%	3%
Belgium	0%	2%	67%	24%	1%	2%	4%
Serbia	0%	5%	59%	31%	1%	2%	1%
Canada	0%	2%	59%	32%	1%	3%	3%
Chile	1%	2%	48%	41%	2%	3%	3%
China	0%	3%	45%	40%	6%	3%	3%
Great Britain	1%	3%	69%	20%	2%	3%	3%
Hungary	1%	2%	59%	32%	1%	3%	2%
Italy	1%	5%	57%	27%	4%	3%	3%
Poland	0%	2%	57%	31%	2%	3%	4%
South Africa	0%	2%	48%	43%	4%	3%	1%
South Korea	1%	2%	29%	55%	3%	3%	7%
Spain	1%	1%	62%	25%	2%	3%	4%
Sweden	0%	1%	59%	34%	0%	3%	2%
US	1%	2%	25%	64%	2%	3%	4%
Colombia	1%	3%	42%	44%	4%	4%	3%
France	0%	5%	61%	22%	2%	4%	6%
Germany	1%	2%	68%	16%	2%	4%	6%
Mexico	1%	2%	41%	45%	5%	4%	2%
Peru	0%	4%	46%	39%	5%	4%	2%
Russia	1%	1%	37%	53%	2%	5%	1%
Japan	1%	1%	11%	59%	5%	7%	17%
Brazil	2%	4%	52%	24%	4%	8%	6%
India	3%	3%	16%	36%	13%	18%	11%
Turkey	1%	1%	30%	31%	4%	27%	5%
Malaysia	1%	1%	13%	32%	13%	35%	6%

Access to Beer

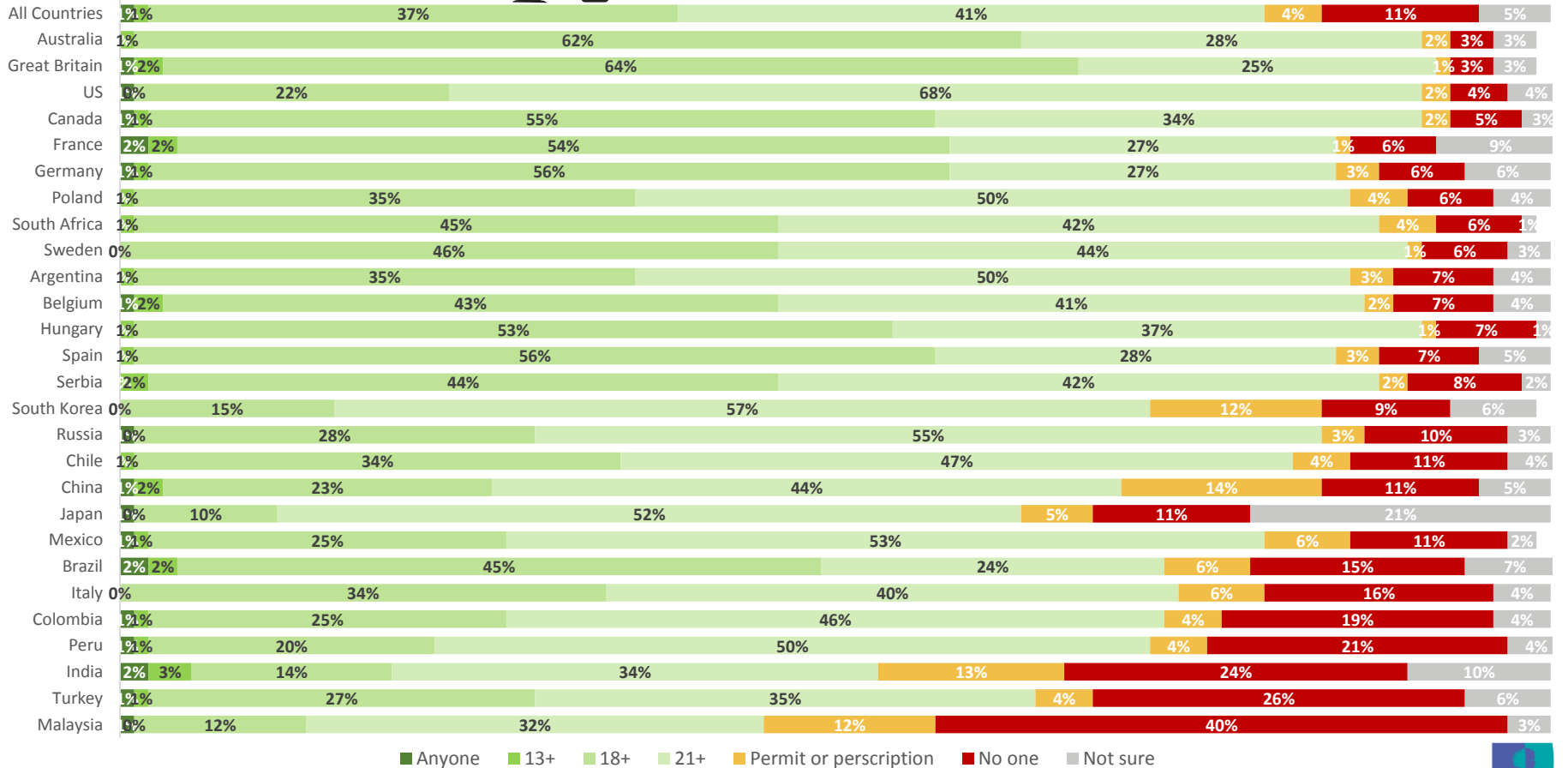


Access to Beer



	Anyone, including children	Anyone aged 13 or older	Anyone aged 18 or older	Anyone aged 21 or older	Only people who have been delivered a permit or a prescription for	No one whatsoever	Not sure
All Countries	1%	2%	49%	34%	3%	7%	4%
South Korea	1%	2%	31%	56%	5%	1%	5%
Belgium	1%	4%	70%	17%	1%	2%	4%
Italy	0%	5%	62%	25%	3%	2%	3%
Serbia	1%	7%	61%	27%	1%	2%	1%
Sweden	1%	0%	64%	29%	0%	2%	2%
Argentina	1%	3%	55%	35%	2%	3%	2%
Australia	1%	2%	64%	26%	2%	3%	3%
Great Britain	1%	4%	69%	20%	1%	3%	2%
Hungary	1%	4%	62%	28%	1%	3%	2%
Poland	1%	2%	60%	28%	2%	3%	3%
Spain	0%	3%	64%	22%	2%	3%	4%
Canada	0%	1%	58%	31%	2%	4%	3%
China	1%	5%	57%	24%	7%	4%	3%
France	1%	5%	64%	19%	2%	4%	6%
South Africa	0%	1%	46%	43%	4%	4%	2%
US	1%	1%	27%	63%	1%	4%	4%
Chile	0%	2%	52%	34%	3%	5%	3%
Germany	1%	4%	69%	14%	2%	5%	6%
Mexico	1%	1%	42%	44%	4%	7%	2%
Russia	0%	1%	40%	47%	2%	7%	2%
Japan	1%	0%	11%	60%	4%	8%	15%
Colombia	0%	2%	41%	41%	3%	9%	2%
Peru	1%	1%	39%	43%	4%	10%	2%
Brazil	2%	3%	49%	23%	5%	12%	7%
India	2%	4%	21%	35%	11%	18%	9%
Turkey	1%	1%	30%	34%	2%	26%	6%
Malaysia	1%	1%	16%	31%	11%	36%	3%

Access to Liquor

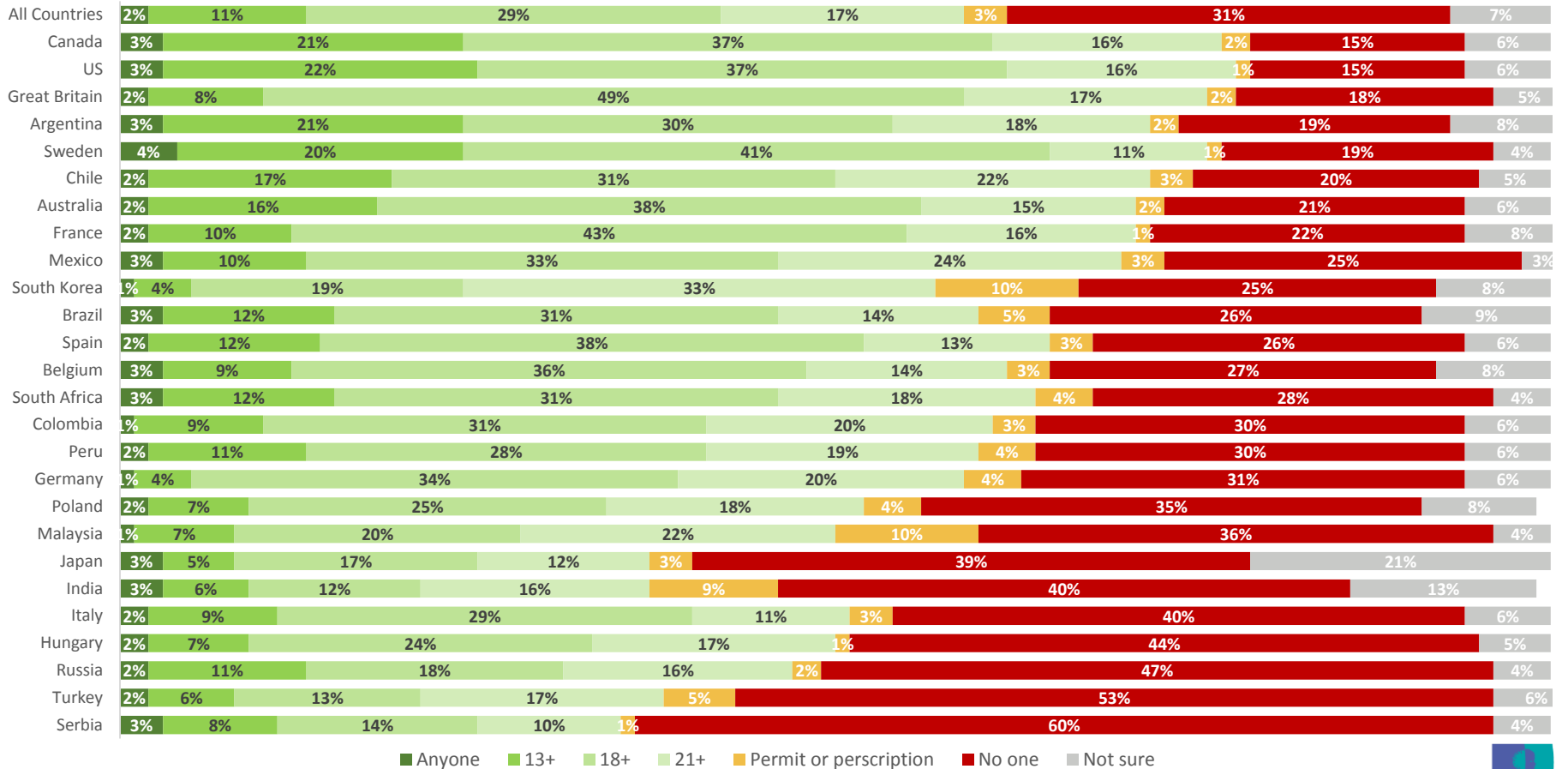


Access to Liquor



	Anyone, including children	Anyone aged 13 or older	Anyone aged 18 or older	Anyone aged 21 or older	Only people who have been delivered a permit or a prescription for	No one whatsoever	Not sure
All Countries	1%	1%	37%	41%	4%	11%	5%
Australia	0%	1%	62%	28%	2%	3%	3%
Great Britain	1%	2%	64%	25%	1%	3%	3%
US	1%	0%	22%	68%	2%	4%	4%
Canada	1%	1%	55%	34%	2%	5%	3%
France	2%	2%	54%	27%	1%	6%	9%
Germany	1%	1%	56%	27%	3%	6%	6%
Poland	0%	1%	35%	50%	4%	6%	4%
South Africa	0%	1%	45%	42%	4%	6%	1%
Sweden	0%	0%	46%	44%	1%	6%	3%
Argentina	0%	1%	35%	50%	3%	7%	4%
Belgium	1%	2%	43%	41%	2%	7%	4%
Hungary	0%	1%	53%	37%	1%	7%	1%
Spain	0%	1%	56%	28%	3%	7%	5%
Serbia	0%	2%	44%	42%	2%	8%	2%
South Korea	0%	0%	15%	57%	12%	9%	6%
Russia	1%	0%	28%	55%	3%	10%	3%
Chile	0%	1%	34%	47%	4%	11%	4%
China	1%	2%	23%	44%	14%	11%	5%
Japan	1%	0%	10%	52%	5%	11%	21%
Mexico	1%	1%	25%	53%	6%	11%	2%
Brazil	2%	2%	45%	24%	6%	15%	7%
Italy	0%	0%	34%	40%	6%	16%	4%
Colombia	1%	1%	25%	46%	4%	19%	4%
Peru	1%	1%	20%	50%	4%	21%	4%
India	2%	3%	14%	34%	13%	24%	10%
Turkey	1%	1%	27%	35%	4%	26%	6%
Malaysia	1%	0%	12%	32%	12%	40%	3%

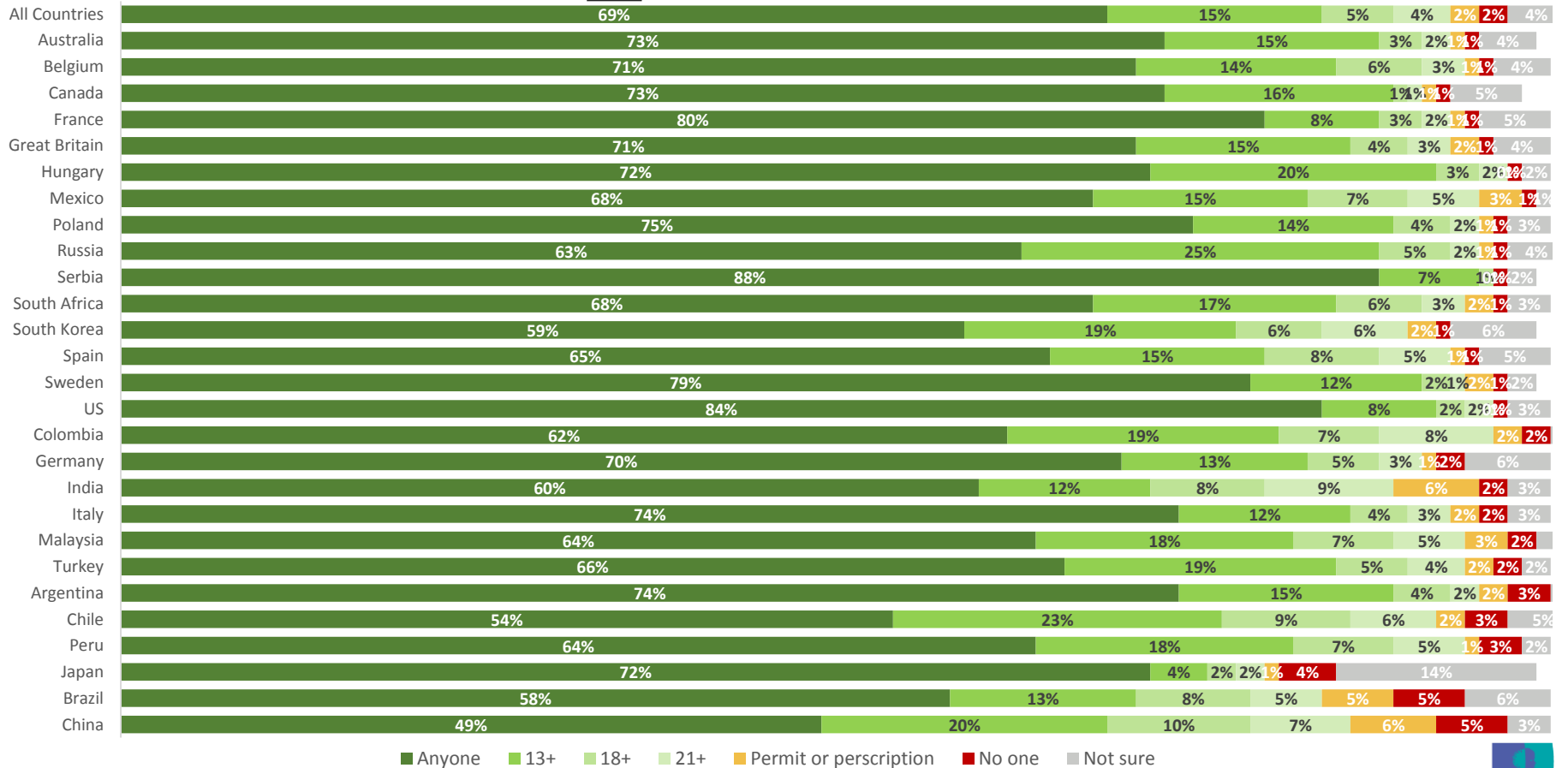
Access to Violent Video Games



Access to Violent Video Games

	Anyone, including children	Anyone aged 13 or older	Anyone aged 18 or older	Anyone aged 21 or older	Only people who have been delivered a permit or a prescription for	No one whatsoever	Not sure
All Countries	2%	11%	29%	17%	3%	31%	7%
Canada	3%	21%	37%	16%	2%	15%	6%
US	3%	22%	37%	16%	1%	15%	6%
Great Britain	2%	8%	49%	17%	2%	18%	5%
Argentina	3%	21%	30%	18%	2%	19%	8%
Sweden	4%	20%	41%	11%	1%	19%	4%
Chile	2%	17%	31%	22%	3%	20%	5%
Australia	2%	16%	38%	15%	2%	21%	6%
France	2%	10%	43%	16%	1%	22%	8%
Mexico	3%	10%	33%	24%	3%	25%	3%
South Korea	1%	4%	19%	33%	10%	25%	8%
Brazil	3%	12%	31%	14%	5%	26%	9%
Spain	2%	12%	38%	13%	3%	26%	6%
Belgium	3%	9%	36%	14%	3%	27%	8%
South Africa	3%	12%	31%	18%	4%	28%	4%
Colombia	1%	9%	31%	20%	3%	30%	6%
Peru	2%	11%	28%	19%	4%	30%	6%
Germany	1%	4%	34%	20%	4%	31%	6%
Poland	2%	7%	25%	18%	4%	35%	8%
Malaysia	1%	7%	20%	22%	10%	36%	4%
Japan	3%	5%	17%	12%	3%	39%	21%
India	3%	6%	12%	16%	9%	40%	13%
Italy	2%	9%	29%	11%	3%	40%	6%
Hungary	2%	7%	24%	17%	1%	44%	5%
Russia	2%	11%	18%	16%	2%	47%	4%
Turkey	2%	6%	13%	17%	5%	53%	6%
Serbia	3%	8%	14%	10%	1%	60%	4%

Access to Chocolate

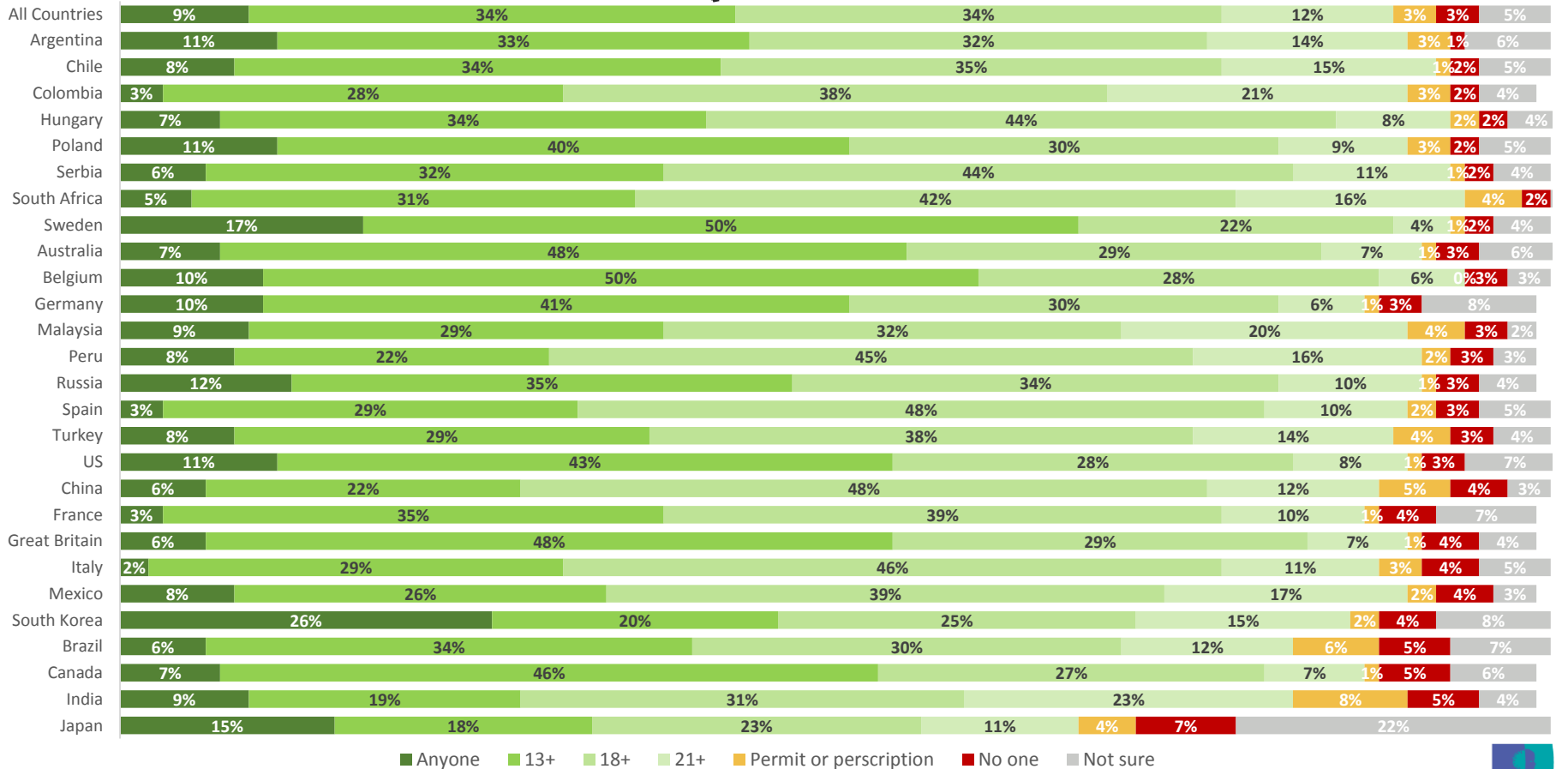


Access to Chocolate



	Anyone, including children	Anyone aged 13 or older	Anyone aged 18 or older	Anyone aged 21 or older	Only people who have been delivered a permit or a prescription for	No one whatsoever	Not sure
All Countries	69%	15%	5%	4%	2%	2%	4%
Australia	73%	15%	3%	2%	1%	1%	4%
Belgium	71%	14%	6%	3%	1%	1%	4%
Canada	73%	16%	1%	1%	1%	1%	5%
France	80%	8%	3%	2%	1%	1%	5%
Great Britain	71%	15%	4%	3%	2%	1%	4%
Hungary	72%	20%	3%	2%	0%	1%	2%
Mexico	68%	15%	7%	5%	3%	1%	1%
Poland	75%	14%	4%	2%	1%	1%	3%
Russia	63%	25%	5%	2%	1%	1%	4%
Serbia	88%	7%	1%	0%	0%	1%	2%
South Africa	68%	17%	6%	3%	2%	1%	3%
South Korea	59%	19%	6%	6%	2%	1%	6%
Spain	65%	15%	8%	5%	1%	1%	5%
Sweden	79%	12%	2%	1%	2%	1%	2%
US	84%	8%	2%	2%	0%	1%	3%
Colombia	62%	19%	7%	8%	2%	2%	2%
Germany	70%	13%	5%	3%	1%	2%	6%
India	60%	12%	8%	9%	6%	2%	3%
Italy	74%	12%	4%	3%	2%	2%	3%
Malaysia	64%	18%	7%	5%	3%	2%	2%
Turkey	66%	19%	5%	4%	2%	2%	2%
Argentina	74%	15%	4%	2%	2%	3%	1%
Chile	54%	23%	9%	6%	2%	3%	5%
Peru	64%	18%	7%	5%	1%	3%	2%
Japan	72%	4%	2%	2%	1%	4%	14%
Brazil	58%	13%	8%	5%	5%	5%	6%
China	49%	20%	10%	7%	6%	5%	3%

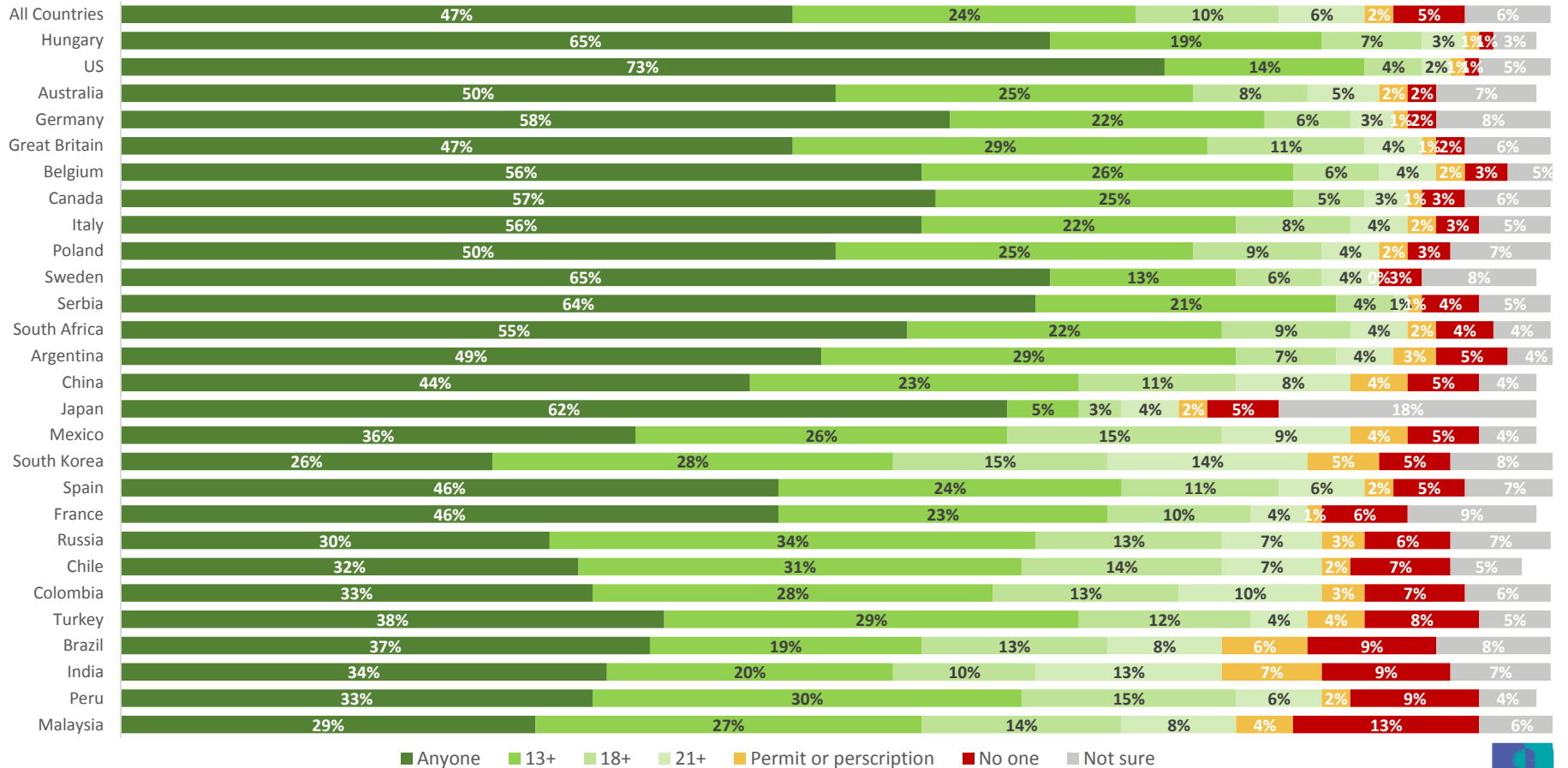
Access to Social Media



Access to Social Media

	Anyone, including children	Anyone aged 13 or older	Anyone aged 18 or older	Anyone aged 21 or older	Only people who have been delivered a permit or a prescription for	No one whatsoever	Not sure
All Countries	9%	34%	34%	12%	3%	3%	5%
Argentina	11%	33%	32%	14%	3%	1%	6%
Chile	8%	34%	35%	15%	1%	2%	5%
Colombia	3%	28%	38%	21%	3%	2%	4%
Hungary	7%	34%	44%	8%	2%	2%	4%
Poland	11%	40%	30%	9%	3%	2%	5%
Serbia	6%	32%	44%	11%	1%	2%	4%
South Africa	5%	31%	42%	16%	4%	2%	2%
Sweden	17%	50%	22%	4%	1%	2%	4%
Australia	7%	48%	29%	7%	1%	3%	6%
Belgium	10%	50%	28%	6%	0%	3%	3%
Germany	10%	41%	30%	6%	1%	3%	8%
Malaysia	9%	29%	32%	20%	4%	3%	2%
Peru	8%	22%	45%	16%	2%	3%	3%
Russia	12%	35%	34%	10%	1%	3%	4%
Spain	3%	29%	48%	10%	2%	3%	5%
Turkey	8%	29%	38%	14%	4%	3%	4%
US	11%	43%	28%	8%	1%	3%	7%
China	6%	22%	48%	12%	5%	4%	3%
France	3%	35%	39%	10%	1%	4%	7%
Great Britain	6%	48%	29%	7%	1%	4%	4%
Italy	2%	29%	46%	11%	3%	4%	5%
Mexico	8%	26%	39%	17%	2%	4%	3%
South Korea	26%	20%	25%	15%	2%	4%	8%
Brazil	6%	34%	30%	12%	6%	5%	7%
Canada	7%	46%	27%	7%	1%	5%	6%
India	9%	19%	31%	23%	8%	5%	4%
Japan	15%	18%	23%	11%	4%	7%	22%

Access to Packaged Salty Snacks

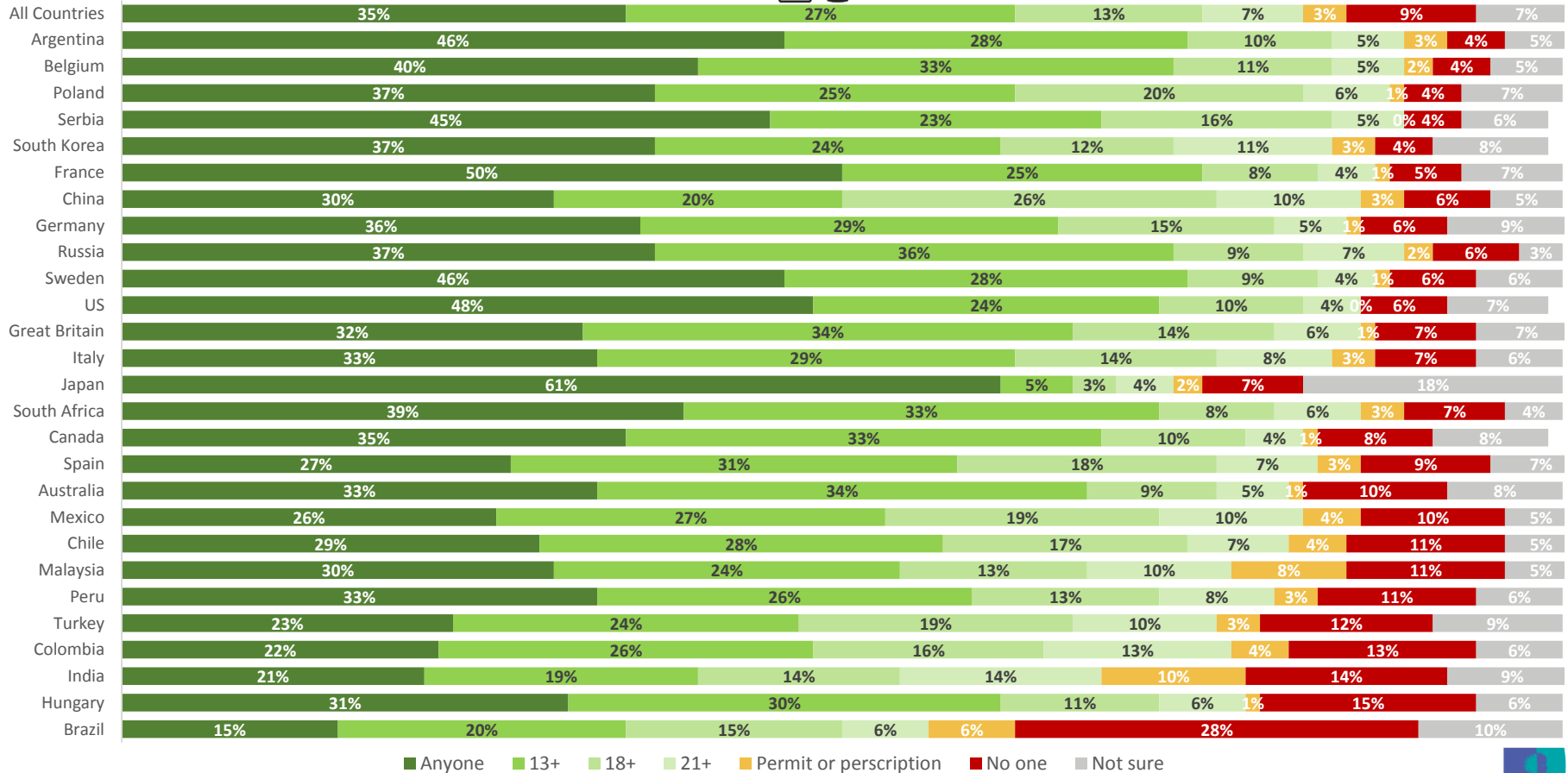


Access to Packaged Salty Snacks



	Anyone, including children	Anyone aged 13 or older	Anyone aged 18 or older	Anyone aged 21 or older	Only people who have been delivered a permit or a prescription for	No one whatsoever	Not sure
All Countries	47%	24%	10%	6%	2%	5%	6%
Hungary	65%	19%	7%	3%	1%	1%	3%
US	73%	14%	4%	2%	1%	1%	5%
Australia	50%	25%	8%	5%	2%	2%	7%
Germany	58%	22%	6%	3%	1%	2%	8%
Great Britain	47%	29%	11%	4%	1%	2%	6%
Belgium	56%	26%	6%	4%	2%	3%	5%
Canada	57%	25%	5%	3%	1%	3%	6%
Italy	56%	22%	8%	4%	2%	3%	5%
Poland	50%	25%	9%	4%	2%	3%	7%
Sweden	65%	13%	6%	4%	0%	3%	8%
Serbia	64%	21%	4%	1%	1%	4%	5%
South Africa	55%	22%	9%	4%	2%	4%	4%
Argentina	49%	29%	7%	4%	3%	5%	4%
China	44%	23%	11%	8%	4%	5%	4%
Japan	62%	5%	3%	4%	2%	5%	18%
Mexico	36%	26%	15%	9%	4%	5%	4%
South Korea	26%	28%	15%	14%	5%	5%	8%
Spain	46%	24%	11%	6%	2%	5%	7%
France	46%	23%	10%	4%	1%	6%	9%
Russia	30%	34%	13%	7%	3%	6%	7%
Chile	32%	31%	14%	7%	2%	7%	5%
Colombia	33%	28%	13%	10%	3%	7%	6%
Turkey	38%	29%	12%	4%	4%	8%	5%
Brazil	37%	19%	13%	8%	6%	9%	8%
India	34%	20%	10%	13%	7%	9%	7%
Peru	33%	30%	15%	6%	2%	9%	4%
Malaysia	29%	27%	14%	8%	4%	13%	6%

Access to Sugary Soft Drinks

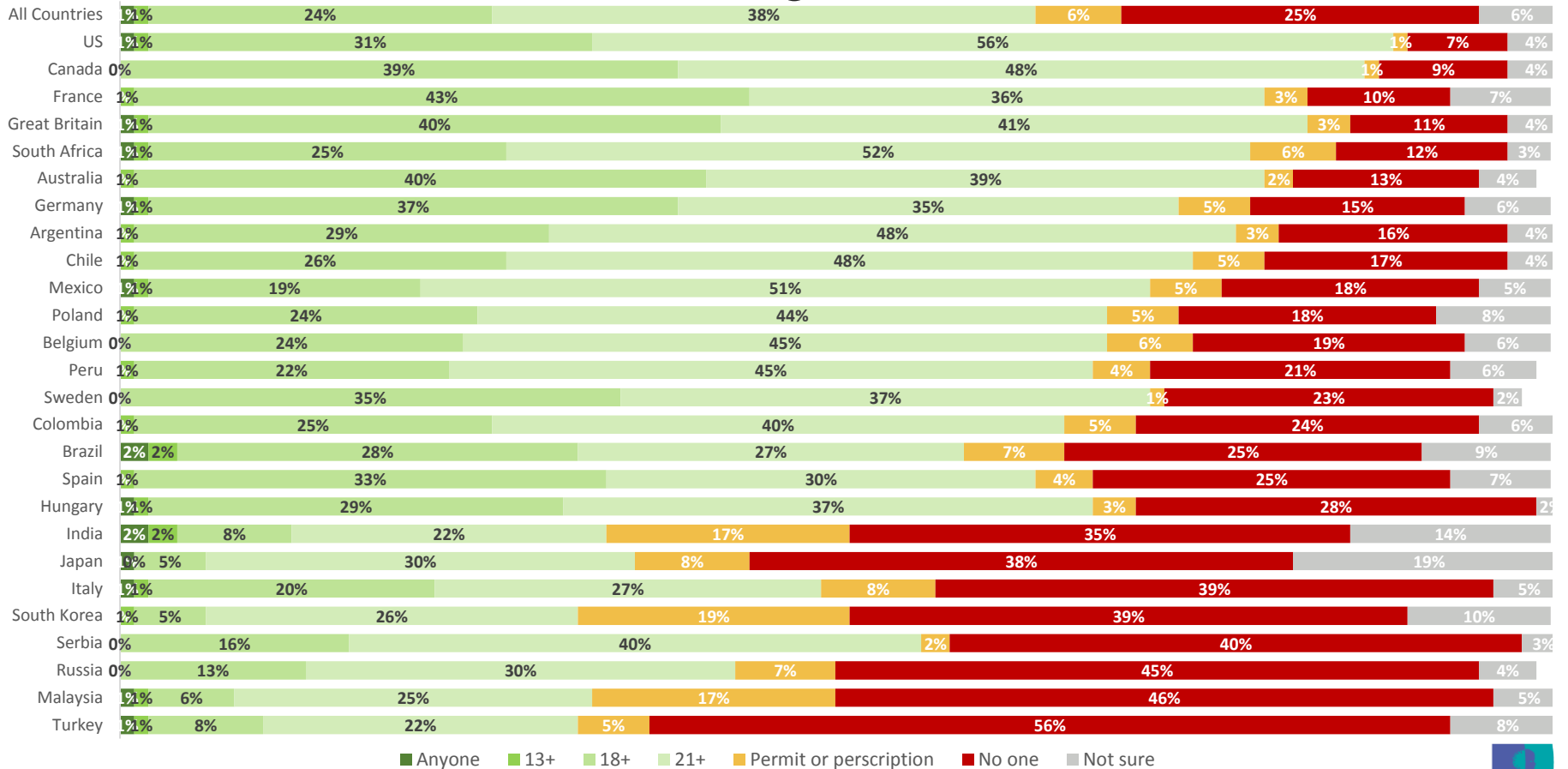


Access to Sugary Soft Drinks



	Anyone, including children	Anyone aged 13 or older	Anyone aged 18 or older	Anyone aged 21 or older	Only people who have been delivered a permit or a prescription for	No one whatsoever	Not sure
All Countries	35%	27%	13%	7%	3%	9%	7%
Argentina	46%	28%	10%	5%	3%	4%	5%
Belgium	40%	33%	11%	5%	2%	4%	5%
Poland	37%	25%	20%	6%	1%	4%	7%
Serbia	45%	23%	16%	5%	0%	4%	6%
South Korea	37%	24%	12%	11%	3%	4%	8%
France	50%	25%	8%	4%	1%	5%	7%
China	30%	20%	26%	10%	3%	6%	5%
Germany	36%	29%	15%	5%	1%	6%	9%
Russia	37%	36%	9%	7%	2%	6%	3%
Sweden	46%	28%	9%	4%	1%	6%	6%
US	48%	24%	10%	4%	0%	6%	7%
Great Britain	32%	34%	14%	6%	1%	7%	7%
Italy	33%	29%	14%	8%	3%	7%	6%
Japan	61%	5%	3%	4%	2%	7%	18%
South Africa	39%	33%	8%	6%	3%	7%	4%
Canada	35%	33%	10%	4%	1%	8%	8%
Spain	27%	31%	18%	7%	3%	9%	7%
Australia	33%	34%	9%	5%	1%	10%	8%
Mexico	26%	27%	19%	10%	4%	10%	5%
Chile	29%	28%	17%	7%	4%	11%	5%
Malaysia	30%	24%	13%	10%	8%	11%	5%
Peru	33%	26%	13%	8%	3%	11%	6%
Turkey	23%	24%	19%	10%	3%	12%	9%
Colombia	22%	26%	16%	13%	4%	13%	6%
India	21%	19%	14%	14%	10%	14%	9%
Hungary	31%	30%	11%	6%	1%	15%	6%
Brazil	15%	20%	15%	6%	6%	28%	10%

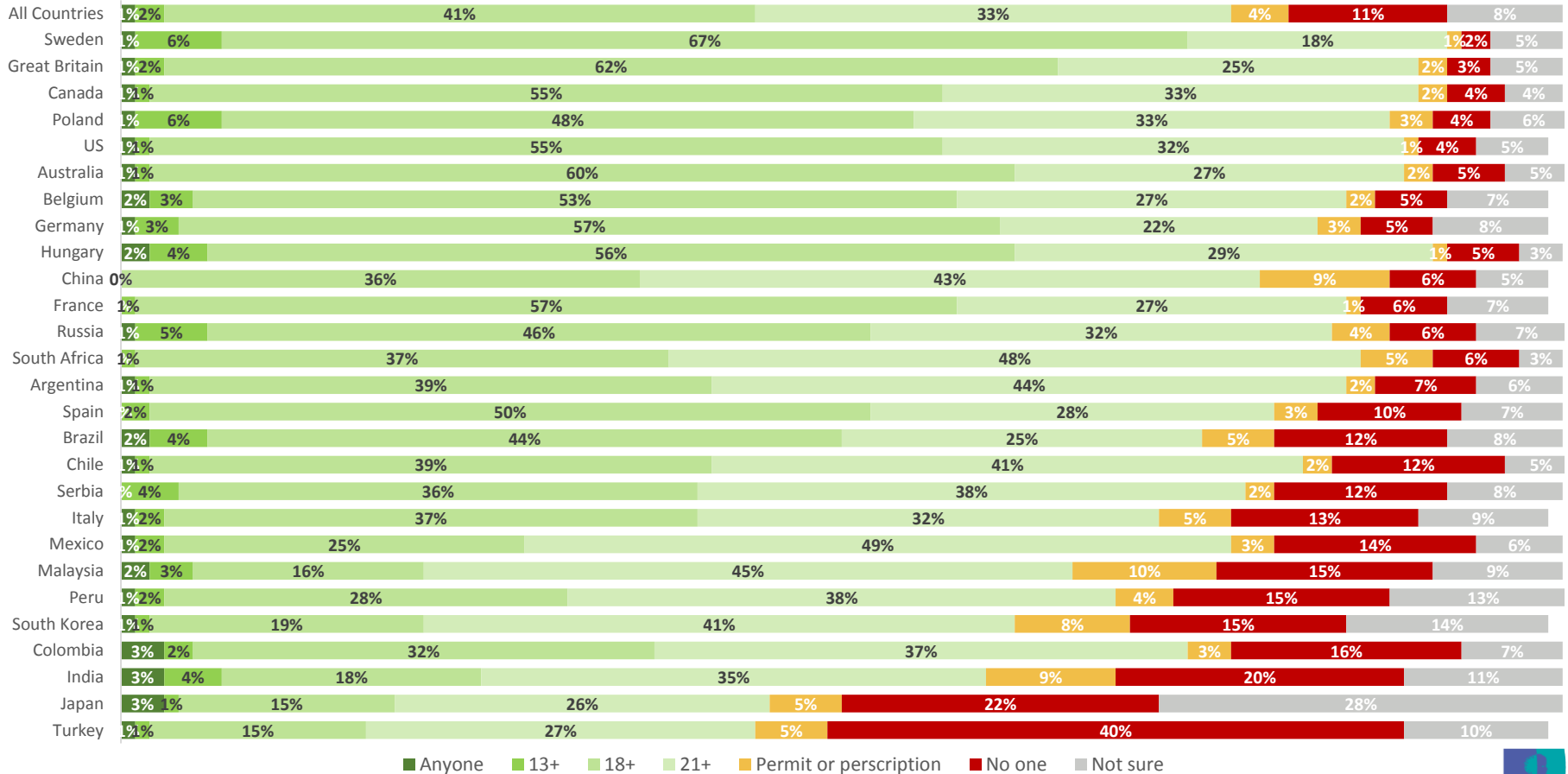
Access to Casino Gambling



Access to Casino Gambling

	Anyone, including children	Anyone aged 13 or older	Anyone aged 18 or older	Anyone aged 21 or older	Only people who have been delivered a permit or a prescription for	No one whatsoever	Not sure
All Countries	1%	1%	24%	38%	6%	25%	6%
US	1%	1%	31%	56%	1%	7%	4%
Canada	0%	0%	39%	48%	1%	9%	4%
France	0%	1%	43%	36%	3%	10%	7%
Great Britain	1%	1%	40%	41%	3%	11%	4%
South Africa	1%	1%	25%	52%	6%	12%	3%
Australia	0%	1%	40%	39%	2%	13%	4%
Germany	1%	1%	37%	35%	5%	15%	6%
Argentina	0%	1%	29%	48%	3%	16%	4%
Chile	0%	1%	26%	48%	5%	17%	4%
Mexico	1%	1%	19%	51%	5%	18%	5%
Poland	0%	1%	24%	44%	5%	18%	8%
Belgium	0%	0%	24%	45%	6%	19%	6%
Peru	0%	1%	22%	45%	4%	21%	6%
Sweden	0%	0%	35%	37%	1%	23%	2%
Colombia	0%	1%	25%	40%	5%	24%	6%
Brazil	2%	2%	28%	27%	7%	25%	9%
Spain	0%	1%	33%	30%	4%	25%	7%
Hungary	1%	1%	29%	37%	3%	28%	2%
India	2%	2%	8%	22%	17%	35%	14%
Japan	1%	0%	5%	30%	8%	38%	19%
Italy	1%	1%	20%	27%	8%	39%	5%
South Korea	0%	1%	5%	26%	19%	39%	10%
Serbia	0%	0%	16%	40%	2%	40%	3%
Russia	0%	0%	13%	30%	7%	45%	4%
Malaysia	1%	1%	6%	25%	17%	46%	5%
Turkey	1%	1%	8%	22%	5%	56%	8%

Access to Online Dating Services

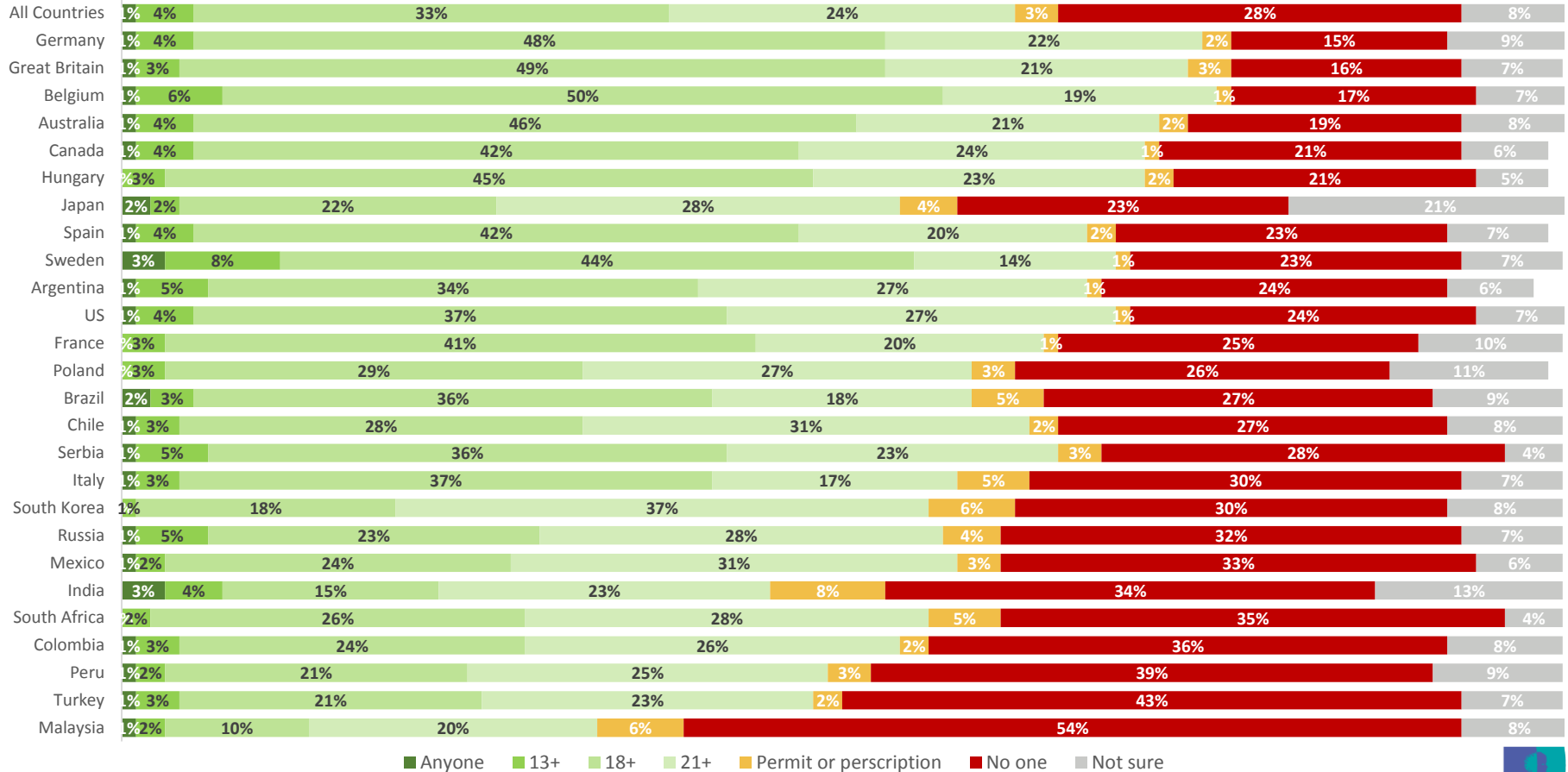


Access to Online Dating Services



	Anyone, including children	Anyone aged 13 or older	Anyone aged 18 or older	Anyone aged 21 or older	Only people who have been delivered a permit or a prescription for	No one whatsoever	Not sure
All Countries	1%	2%	41%	33%	4%	11%	8%
Sweden	1%	6%	67%	18%	1%	2%	5%
Great Britain	1%	2%	62%	25%	2%	3%	5%
Canada	1%	1%	55%	33%	2%	4%	4%
Poland	1%	6%	48%	33%	3%	4%	6%
US	1%	1%	55%	32%	1%	4%	5%
Australia	1%	1%	60%	27%	2%	5%	5%
Belgium	2%	3%	53%	27%	2%	5%	7%
Germany	1%	3%	57%	22%	3%	5%	8%
Hungary	2%	4%	56%	29%	1%	5%	3%
China	0%	0%	36%	43%	9%	6%	5%
France	0%	1%	57%	27%	1%	6%	7%
Russia	1%	5%	46%	32%	4%	6%	7%
South Africa	0%	1%	37%	48%	5%	6%	3%
Argentina	1%	1%	39%	44%	2%	7%	6%
Spain	0%	2%	50%	28%	3%	10%	7%
Brazil	2%	4%	44%	25%	5%	12%	8%
Chile	1%	1%	39%	41%	2%	12%	5%
Serbia	0%	4%	36%	38%	2%	12%	8%
Italy	1%	2%	37%	32%	5%	13%	9%
Mexico	1%	2%	25%	49%	3%	14%	6%
Malaysia	2%	3%	16%	45%	10%	15%	9%
Peru	1%	2%	28%	38%	4%	15%	13%
South Korea	1%	1%	19%	41%	8%	15%	14%
Colombia	3%	2%	32%	37%	3%	16%	7%
India	3%	4%	18%	35%	9%	20%	11%
Japan	3%	1%	15%	26%	5%	22%	28%
Turkey	1%	1%	15%	27%	5%	40%	10%

Access to Pornography

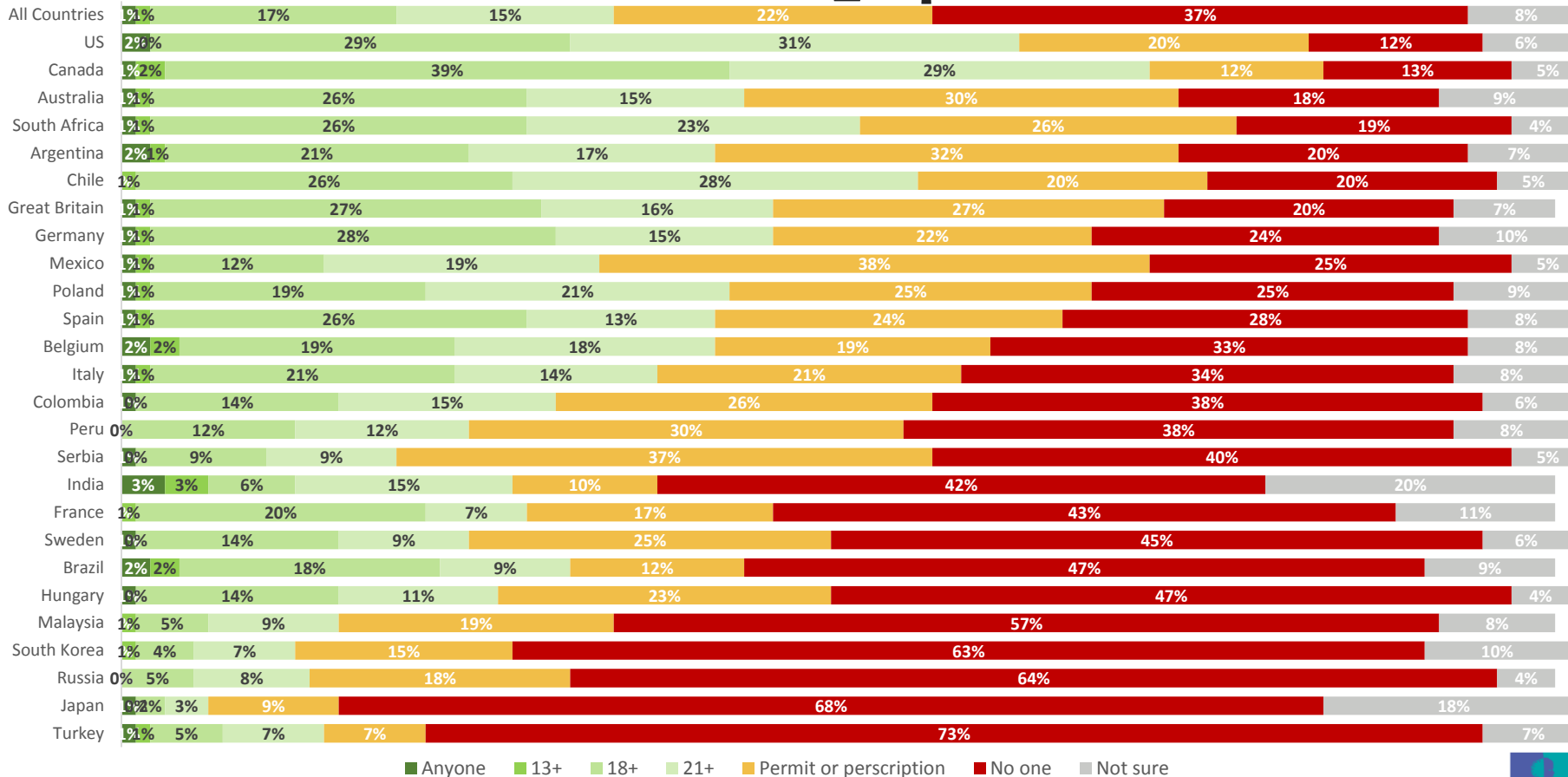


Access to Pornography



	Anyone, including children	Anyone aged 13 or older	Anyone aged 18 or older	Anyone aged 21 or older	Only people who have been delivered a permit or a prescription for	No one whatsoever	Not sure
All Countries	1%	4%	33%	24%	3%	28%	8%
Germany	1%	4%	48%	22%	2%	15%	9%
Great Britain	1%	3%	49%	21%	3%	16%	7%
Belgium	1%	6%	50%	19%	1%	17%	7%
Australia	1%	4%	46%	21%	2%	19%	8%
Canada	1%	4%	42%	24%	1%	21%	6%
Hungary	0%	3%	45%	23%	2%	21%	5%
Japan	2%	2%	22%	28%	4%	23%	21%
Spain	1%	4%	42%	20%	2%	23%	7%
Sweden	3%	8%	44%	14%	1%	23%	7%
Argentina	1%	5%	34%	27%	1%	24%	6%
US	1%	4%	37%	27%	1%	24%	7%
France	0%	3%	41%	20%	1%	25%	10%
Poland	0%	3%	29%	27%	3%	26%	11%
Brazil	2%	3%	36%	18%	5%	27%	9%
Chile	1%	3%	28%	31%	2%	27%	8%
Serbia	1%	5%	36%	23%	3%	28%	4%
Italy	1%	3%	37%	17%	5%	30%	7%
South Korea	0%	1%	18%	37%	6%	30%	8%
Russia	1%	5%	23%	28%	4%	32%	7%
Mexico	1%	2%	24%	31%	3%	33%	6%
India	3%	4%	15%	23%	8%	34%	13%
South Africa	0%	2%	26%	28%	5%	35%	4%
Colombia	1%	3%	24%	26%	2%	36%	8%
Peru	1%	2%	21%	25%	3%	39%	9%
Turkey	1%	3%	21%	23%	2%	43%	7%
Malaysia	1%	2%	10%	20%	6%	54%	8%

Access to Cannabis/Marijuana

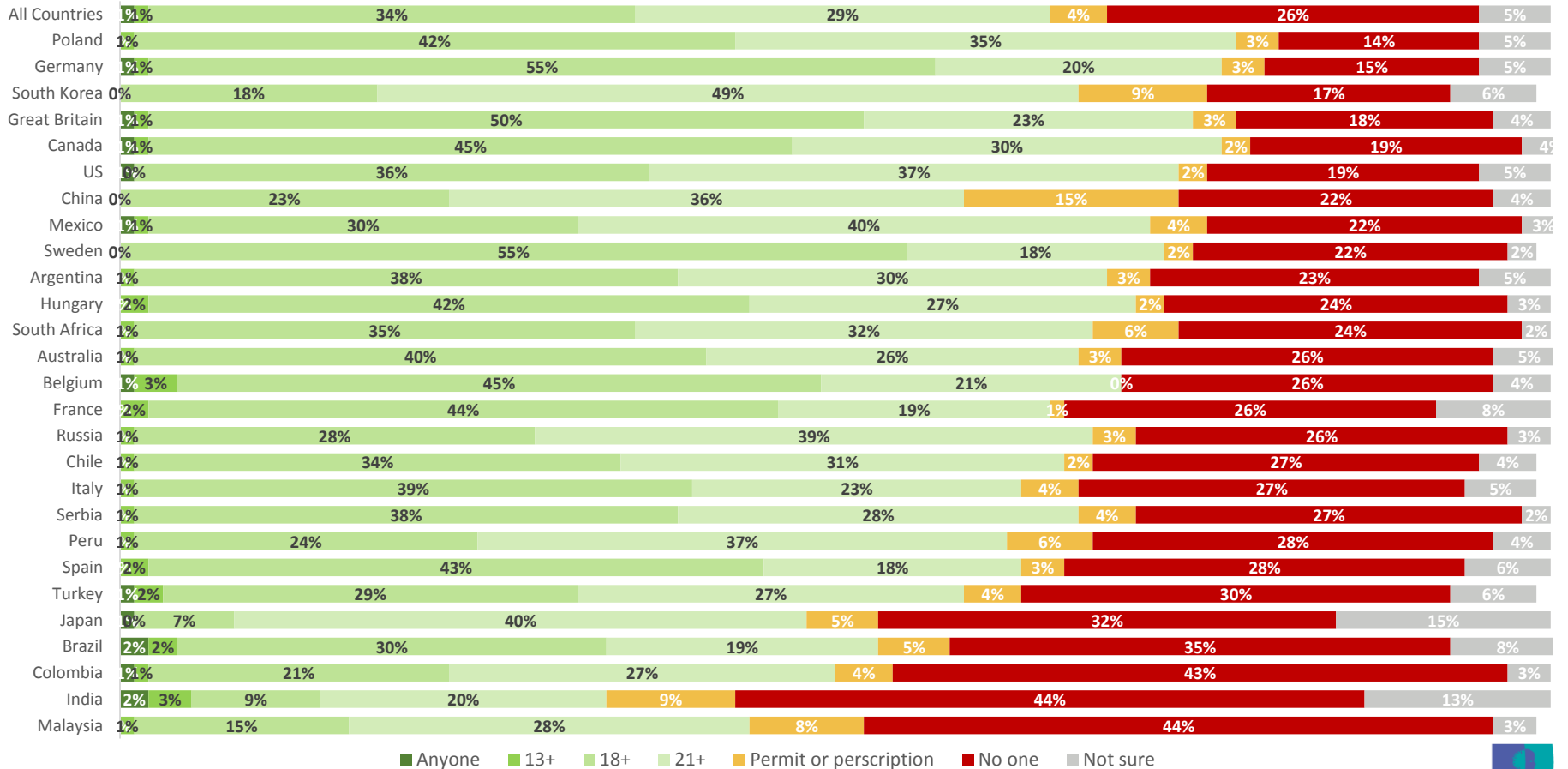


Access to Cannabis/Marijuana



	Anyone, including children	Anyone aged 13 or older	Anyone aged 18 or older	Anyone aged 21 or older	Only people who have been delivered a permit or a prescription for	No one whatsoever	Not sure
All Countries	1%	1%	17%	15%	22%	37%	8%
US	2%	0%	29%	31%	20%	12%	6%
Canada	1%	2%	39%	29%	12%	13%	5%
Australia	1%	1%	26%	15%	30%	18%	9%
South Africa	1%	1%	26%	23%	26%	19%	4%
Argentina	2%	1%	21%	17%	32%	20%	7%
Chile	0%	1%	26%	28%	20%	20%	5%
Great Britain	1%	1%	27%	16%	27%	20%	7%
Germany	1%	1%	28%	15%	22%	24%	10%
Mexico	1%	1%	12%	19%	38%	25%	5%
Poland	1%	1%	19%	21%	25%	25%	9%
Spain	1%	1%	26%	13%	24%	28%	8%
Belgium	2%	2%	19%	18%	19%	33%	8%
Italy	1%	1%	21%	14%	21%	34%	8%
Colombia	1%	0%	14%	15%	26%	38%	6%
Peru	0%	0%	12%	12%	30%	38%	8%
Serbia	1%	0%	9%	9%	37%	40%	5%
India	3%	3%	6%	15%	10%	42%	20%
France	0%	1%	20%	7%	17%	43%	11%
Sweden	1%	0%	14%	9%	25%	45%	6%
Brazil	2%	2%	18%	9%	12%	47%	9%
Hungary	1%	0%	14%	11%	23%	47%	4%
Malaysia	0%	1%	5%	9%	19%	57%	8%
South Korea	0%	1%	4%	7%	15%	63%	10%
Russia	0%	0%	5%	8%	18%	64%	4%
Japan	1%	0%	2%	3%	9%	68%	18%
Turkey	1%	1%	5%	7%	7%	73%	7%

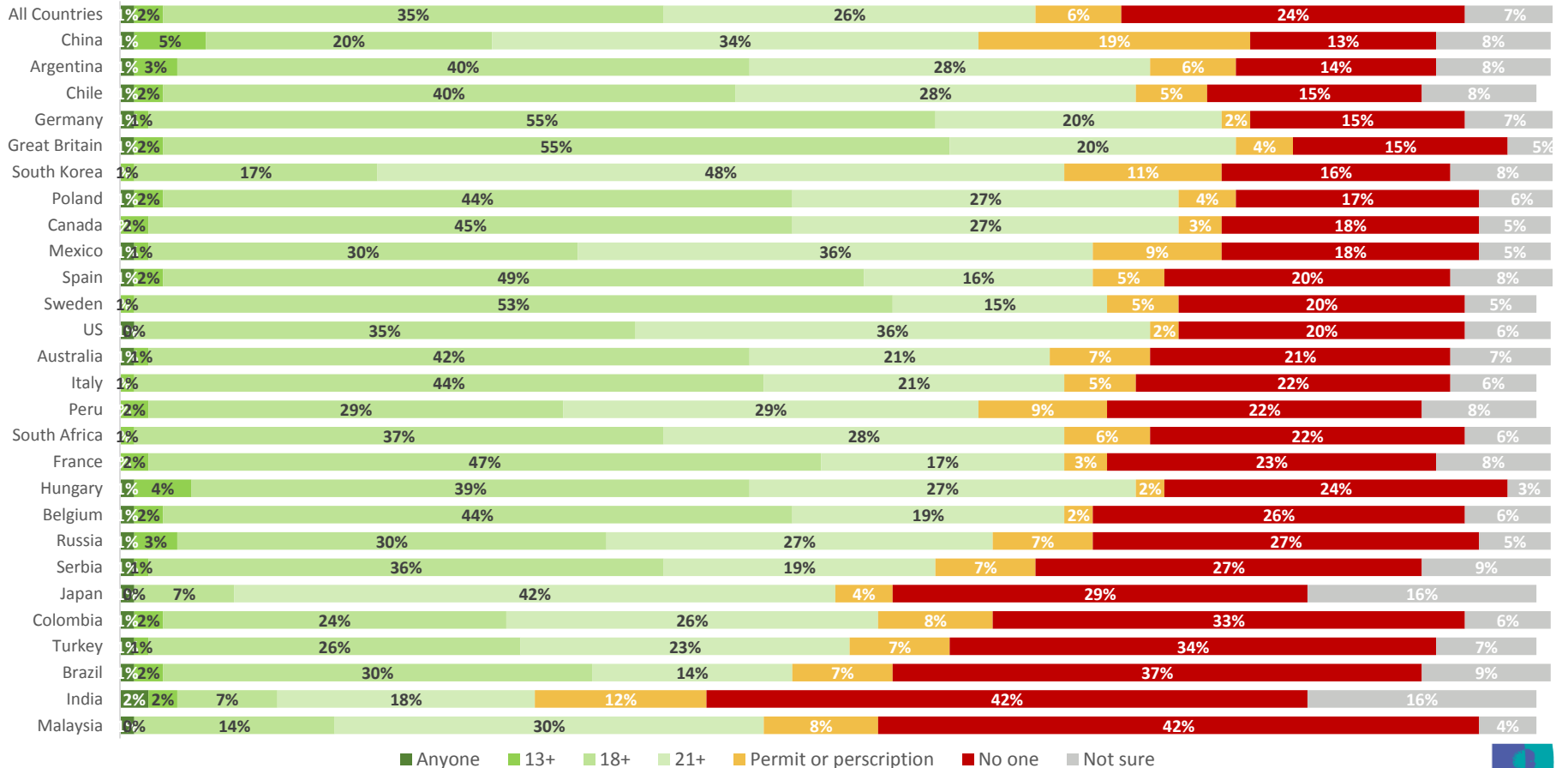
Access to Tobacco Cigarettes and Cigars



Access to Tobacco Cigarettes and Cigars

	Anyone, including children	Anyone aged 13 or older	Anyone aged 18 or older	Anyone aged 21 or older	Only people who have been delivered a permit or a prescription for	No one whatsoever	Not sure
All Countries	1%	1%	34%	29%	4%	26%	5%
Poland	0%	1%	42%	35%	3%	14%	5%
Germany	1%	1%	55%	20%	3%	15%	5%
South Korea	0%	0%	18%	49%	9%	17%	6%
Great Britain	1%	1%	50%	23%	3%	18%	4%
Canada	1%	1%	45%	30%	2%	19%	4%
US	1%	0%	36%	37%	2%	19%	5%
China	0%	0%	23%	36%	15%	22%	4%
Mexico	1%	1%	30%	40%	4%	22%	3%
Sweden	0%	0%	55%	18%	2%	22%	2%
Argentina	0%	1%	38%	30%	3%	23%	5%
Hungary	0%	2%	42%	27%	2%	24%	3%
South Africa	0%	1%	35%	32%	6%	24%	2%
Australia	0%	1%	40%	26%	3%	26%	5%
Belgium	1%	3%	45%	21%	0%	26%	4%
France	0%	2%	44%	19%	1%	26%	8%
Russia	0%	1%	28%	39%	3%	26%	3%
Chile	0%	1%	34%	31%	2%	27%	4%
Italy	0%	1%	39%	23%	4%	27%	5%
Serbia	0%	1%	38%	28%	4%	27%	2%
Peru	0%	1%	24%	37%	6%	28%	4%
Spain	0%	2%	43%	18%	3%	28%	6%
Turkey	1%	2%	29%	27%	4%	30%	6%
Japan	1%	0%	7%	40%	5%	32%	15%
Brazil	2%	2%	30%	19%	5%	35%	8%
Colombia	1%	1%	21%	27%	4%	43%	3%
India	2%	3%	9%	20%	9%	44%	13%
Malaysia	0%	1%	15%	28%	8%	44%	3%

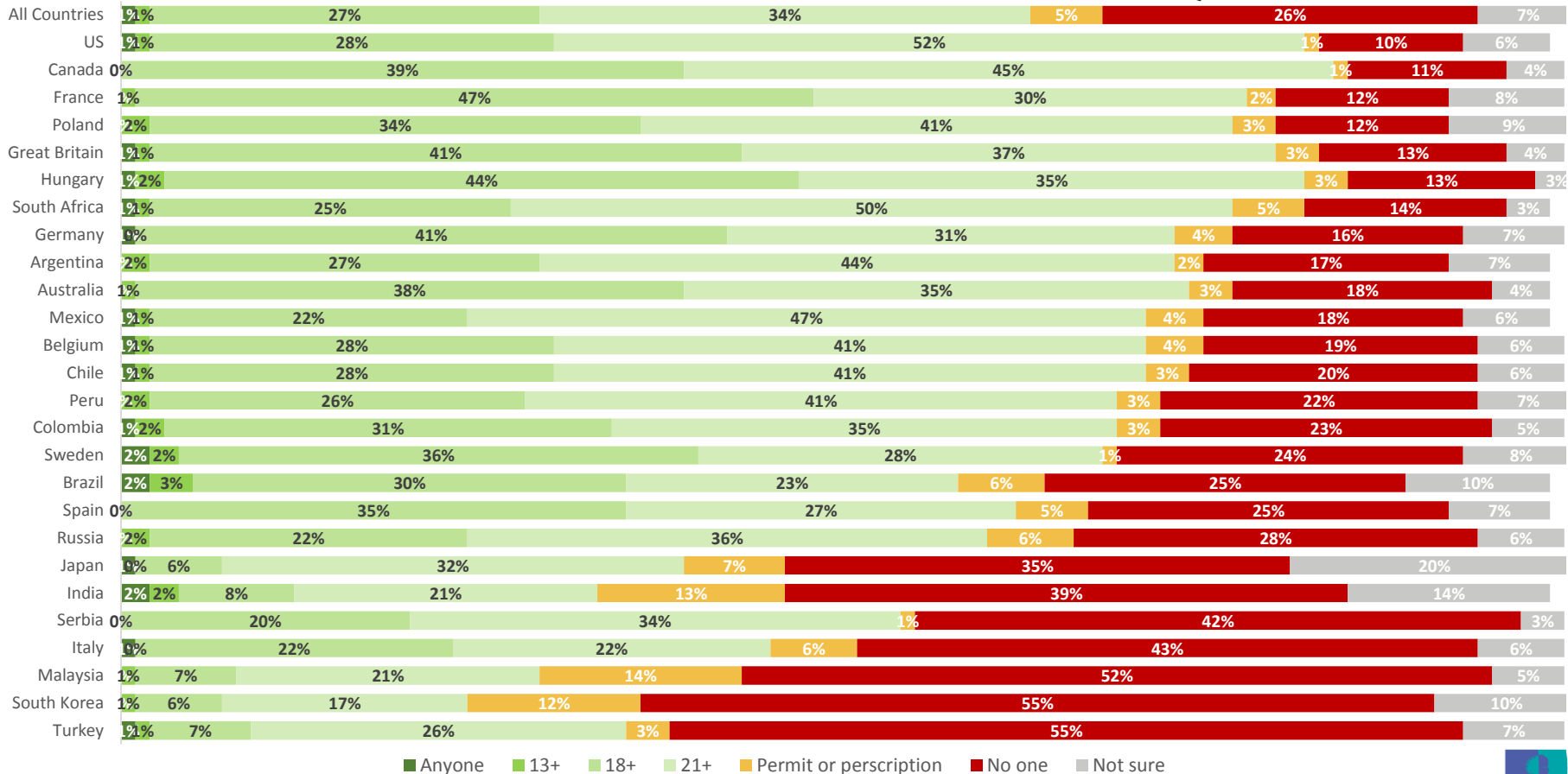
Access to E-cigarettes/Vaping



Access to E-cigarettes/Vaping

	Anyone, including children	Anyone aged 13 or older	Anyone aged 18 or older	Anyone aged 21 or older	Only people who have been delivered a permit or a prescription for	No one whatsoever	Not sure
All Countries	1%	2%	35%	26%	6%	24%	7%
China	1%	5%	20%	34%	19%	13%	8%
Argentina	1%	3%	40%	28%	6%	14%	8%
Chile	1%	2%	40%	28%	5%	15%	8%
Germany	1%	1%	55%	20%	2%	15%	7%
Great Britain	1%	2%	55%	20%	4%	15%	5%
South Korea	0%	1%	17%	48%	11%	16%	8%
Poland	1%	2%	44%	27%	4%	17%	6%
Canada	0%	2%	45%	27%	3%	18%	5%
Mexico	1%	1%	30%	36%	9%	18%	5%
Spain	1%	2%	49%	16%	5%	20%	8%
Sweden	0%	1%	53%	15%	5%	20%	5%
US	1%	0%	35%	36%	2%	20%	6%
Australia	1%	1%	42%	21%	7%	21%	7%
Italy	0%	1%	44%	21%	5%	22%	6%
Peru	0%	2%	29%	29%	9%	22%	8%
South Africa	0%	1%	37%	28%	6%	22%	6%
France	0%	2%	47%	17%	3%	23%	8%
Hungary	1%	4%	39%	27%	2%	24%	3%
Belgium	1%	2%	44%	19%	2%	26%	6%
Russia	1%	3%	30%	27%	7%	27%	5%
Serbia	1%	1%	36%	19%	7%	27%	9%
Japan	1%	0%	7%	42%	4%	29%	16%
Colombia	1%	2%	24%	26%	8%	33%	6%
Turkey	1%	1%	26%	23%	7%	34%	7%
Brazil	1%	2%	30%	14%	7%	37%	9%
India	2%	2%	7%	18%	12%	42%	16%
Malaysia	1%	0%	14%	30%	8%	42%	4%

Access to Online Betting and Gambling



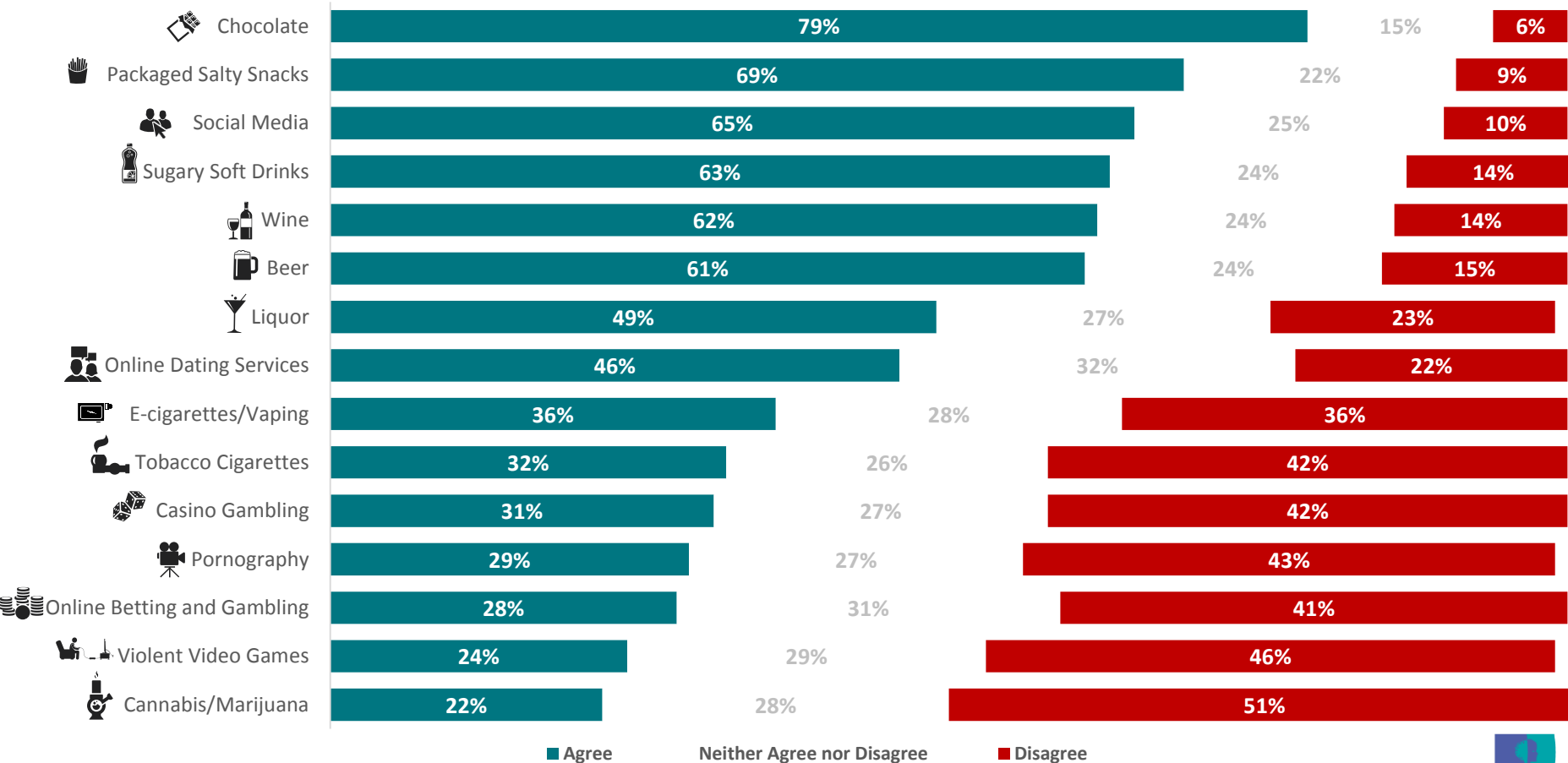
Access to Online Betting and Gambling

	Anyone, including children	Anyone aged 13 or older	Anyone aged 18 or older	Anyone aged 21 or older	Only people who have been delivered a permit or a prescription for	No one whatsoever	Not sure
All Countries	1%	1%	27%	34%	5%	26%	7%
US	1%	1%	28%	52%	1%	10%	6%
Canada	0%	0%	39%	45%	1%	11%	4%
France	0%	1%	47%	30%	2%	12%	8%
Poland	0%	2%	34%	41%	3%	12%	9%
Great Britain	1%	1%	41%	37%	3%	13%	4%
Hungary	1%	2%	44%	35%	3%	13%	3%
South Africa	1%	1%	25%	50%	5%	14%	3%
Germany	1%	0%	41%	31%	4%	16%	7%
Argentina	0%	2%	27%	44%	2%	17%	7%
Australia	0%	1%	38%	35%	3%	18%	4%
Mexico	1%	1%	22%	47%	4%	18%	6%
Belgium	1%	1%	28%	41%	4%	19%	6%
Chile	1%	1%	28%	41%	3%	20%	6%
Peru	0%	2%	26%	41%	3%	22%	7%
Colombia	1%	2%	31%	35%	3%	23%	5%
Sweden	2%	2%	36%	28%	1%	24%	8%
Brazil	2%	3%	30%	23%	6%	25%	10%
Spain	0%	0%	35%	27%	5%	25%	7%
Russia	0%	2%	22%	36%	6%	28%	6%
Japan	1%	0%	6%	32%	7%	35%	20%
India	2%	2%	8%	21%	13%	39%	14%
Serbia	0%	0%	20%	34%	1%	42%	3%
Italy	1%	0%	22%	22%	6%	43%	6%
Malaysia	0%	1%	7%	21%	14%	52%	5%
South Korea	0%	1%	6%	17%	12%	55%	10%
Turkey	1%	1%	7%	26%	3%	55%	7%

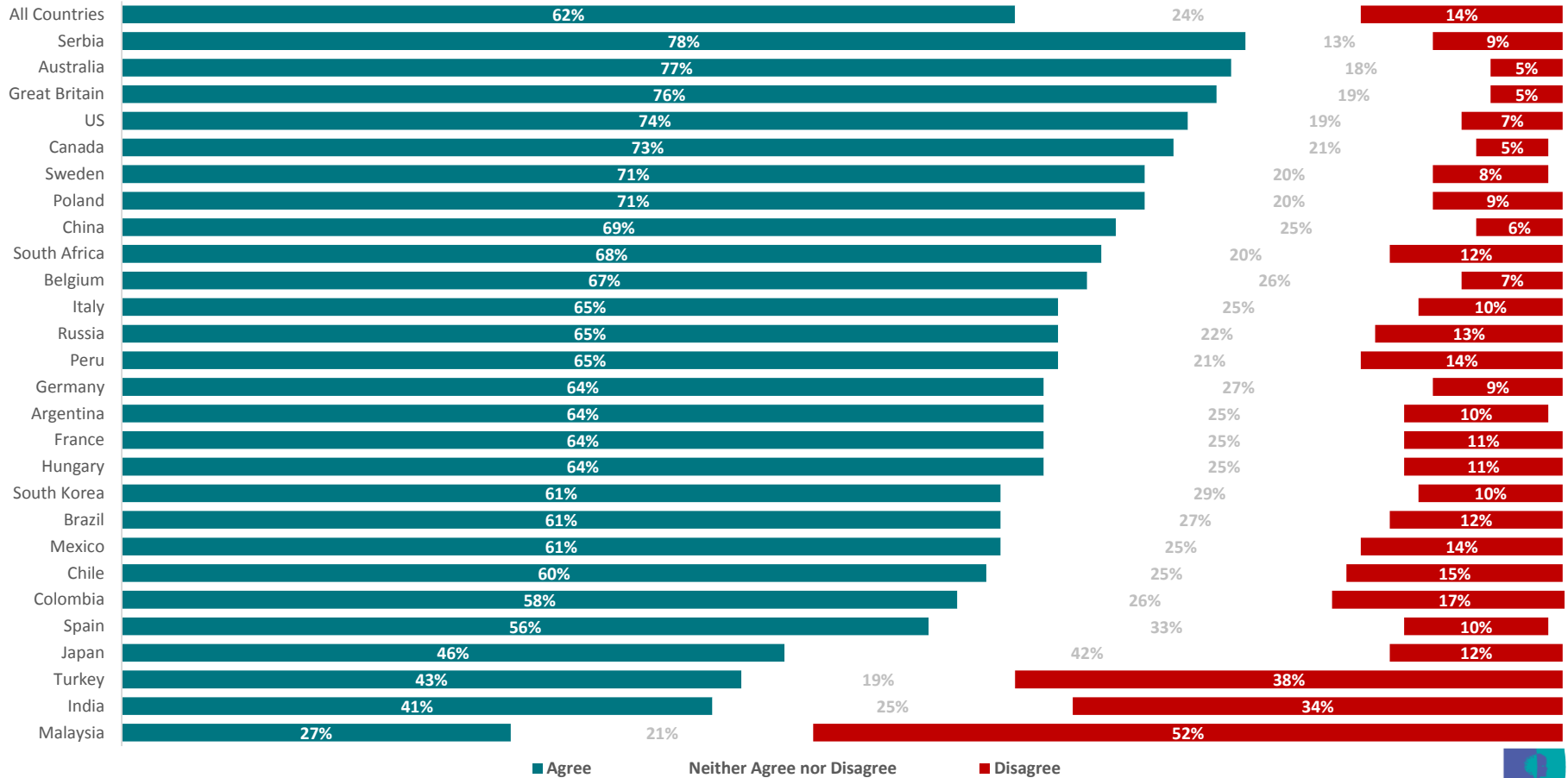


WHAT IS MORALLY ACCEPTABLE IN MODERATION?

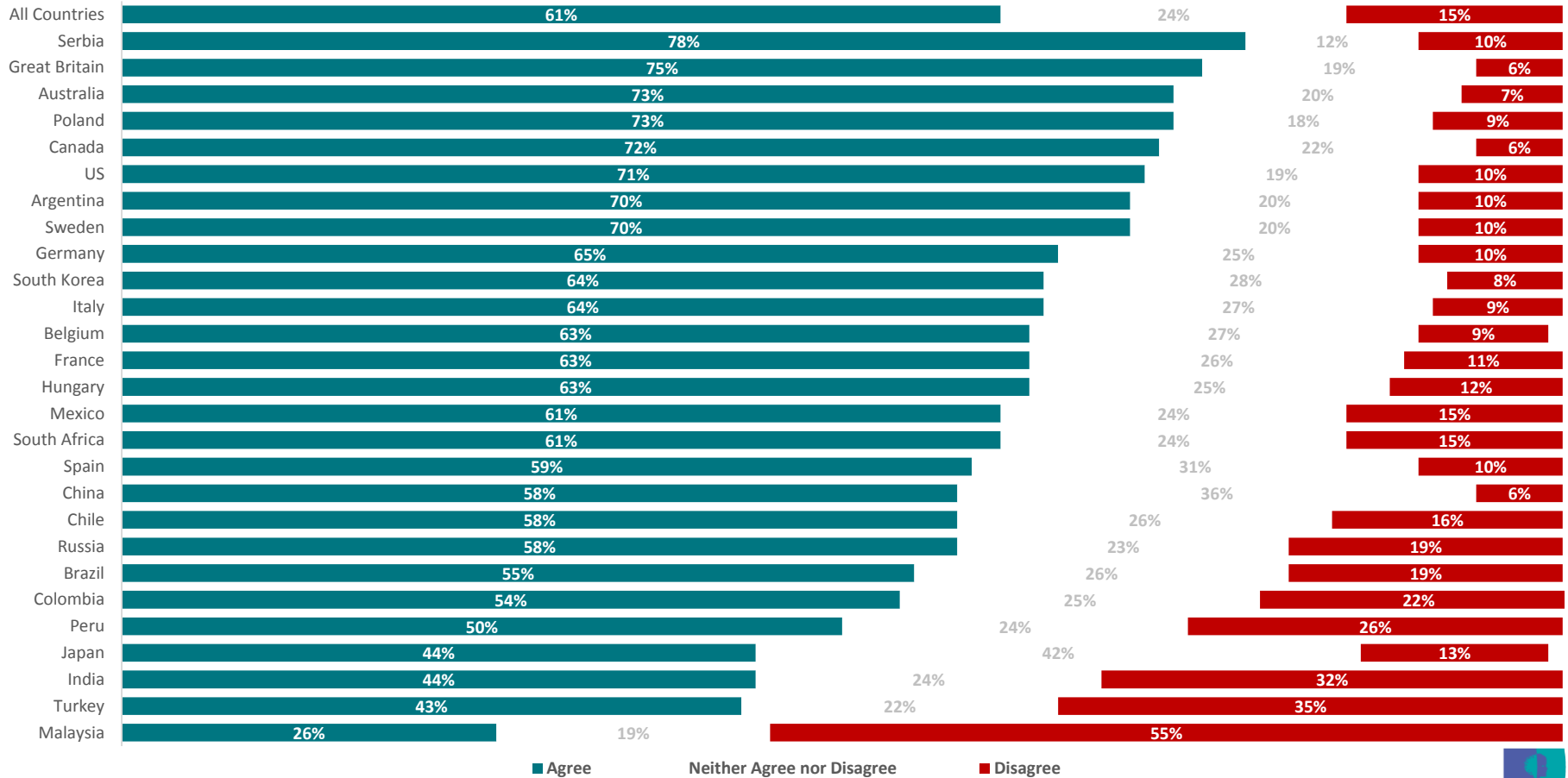
Morally Acceptable in Moderation: Global Totals



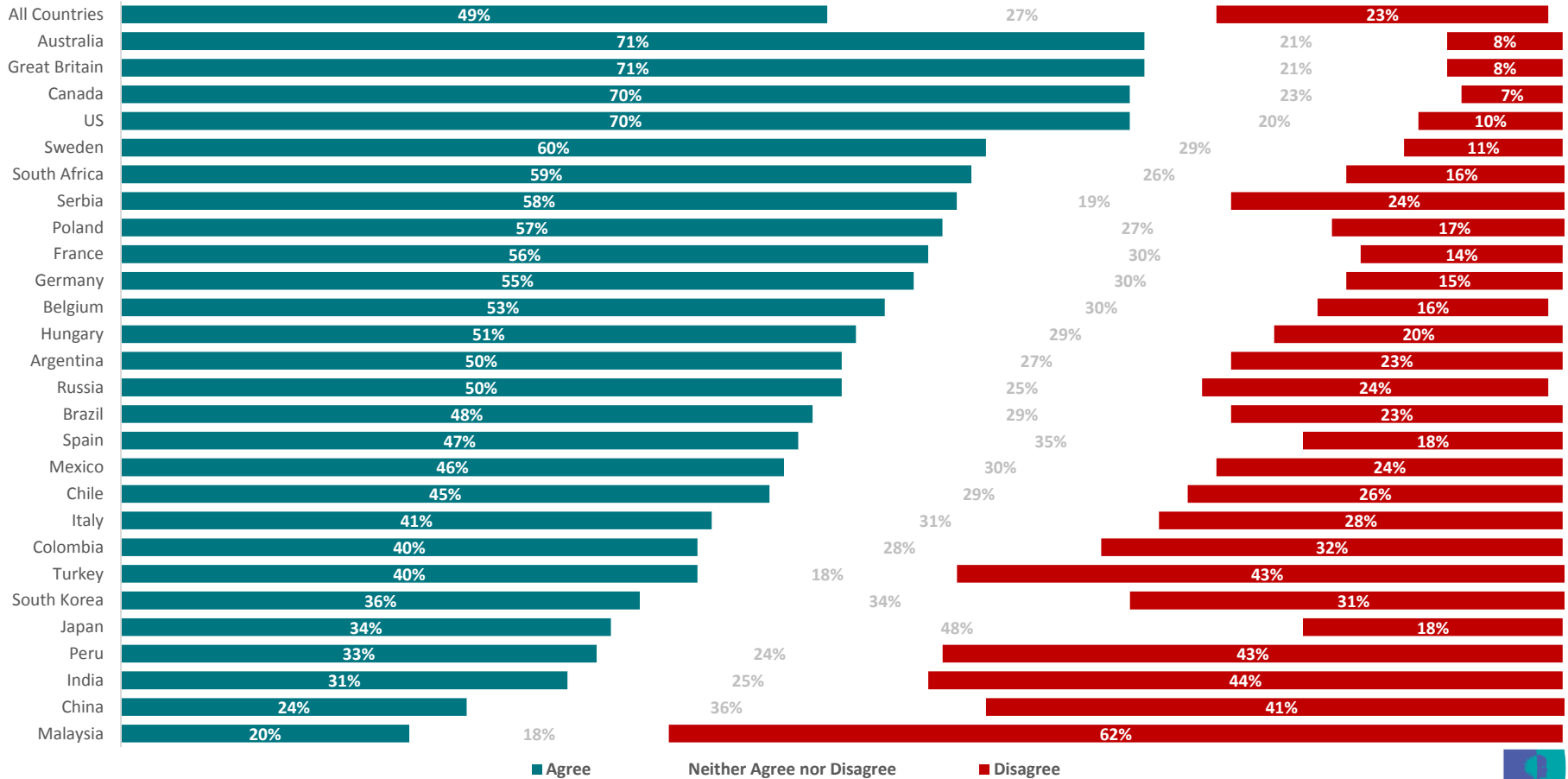
Morally Acceptable in Moderation: **Wine**



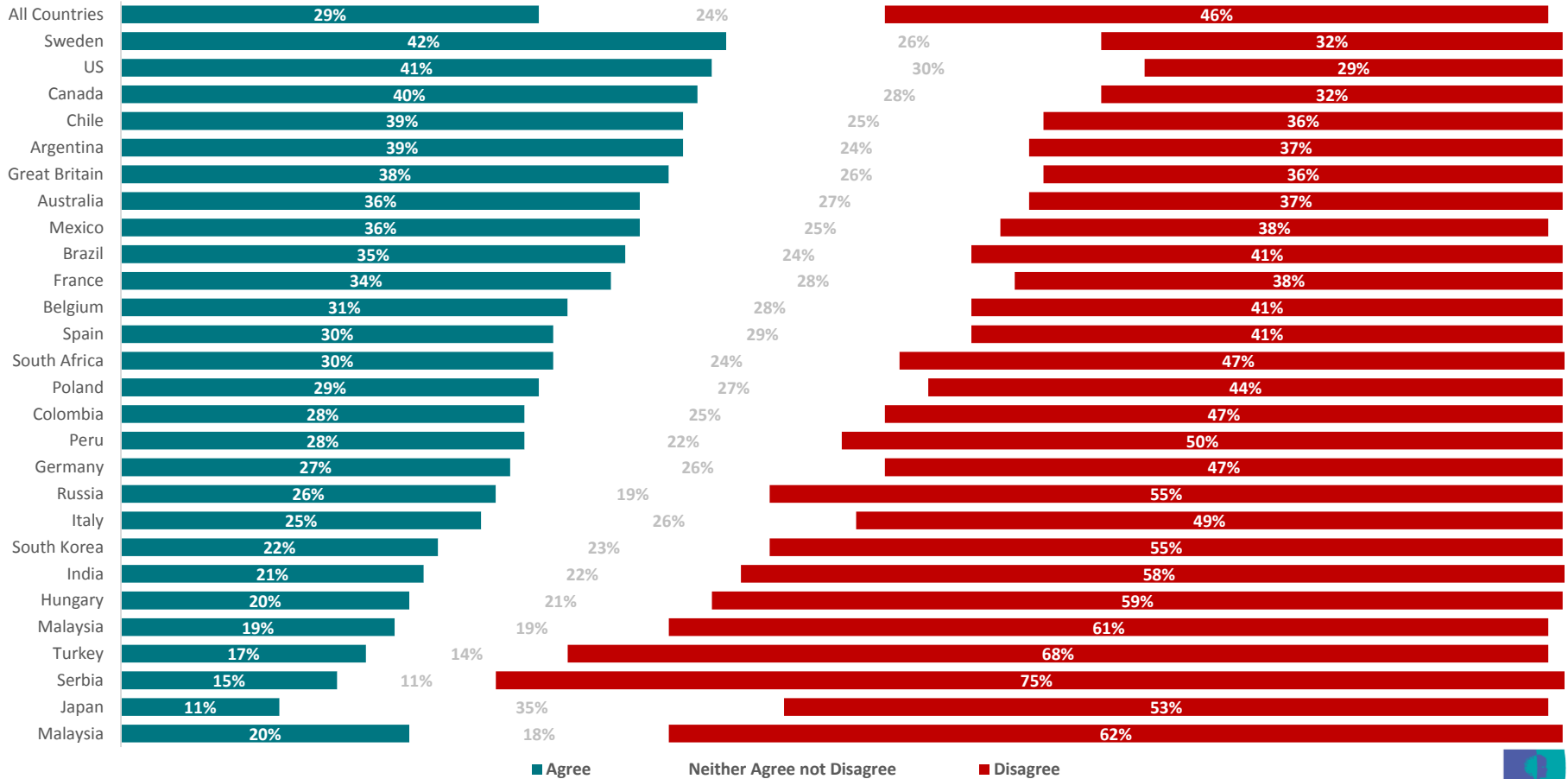
Morally Acceptable in Moderation: Beer



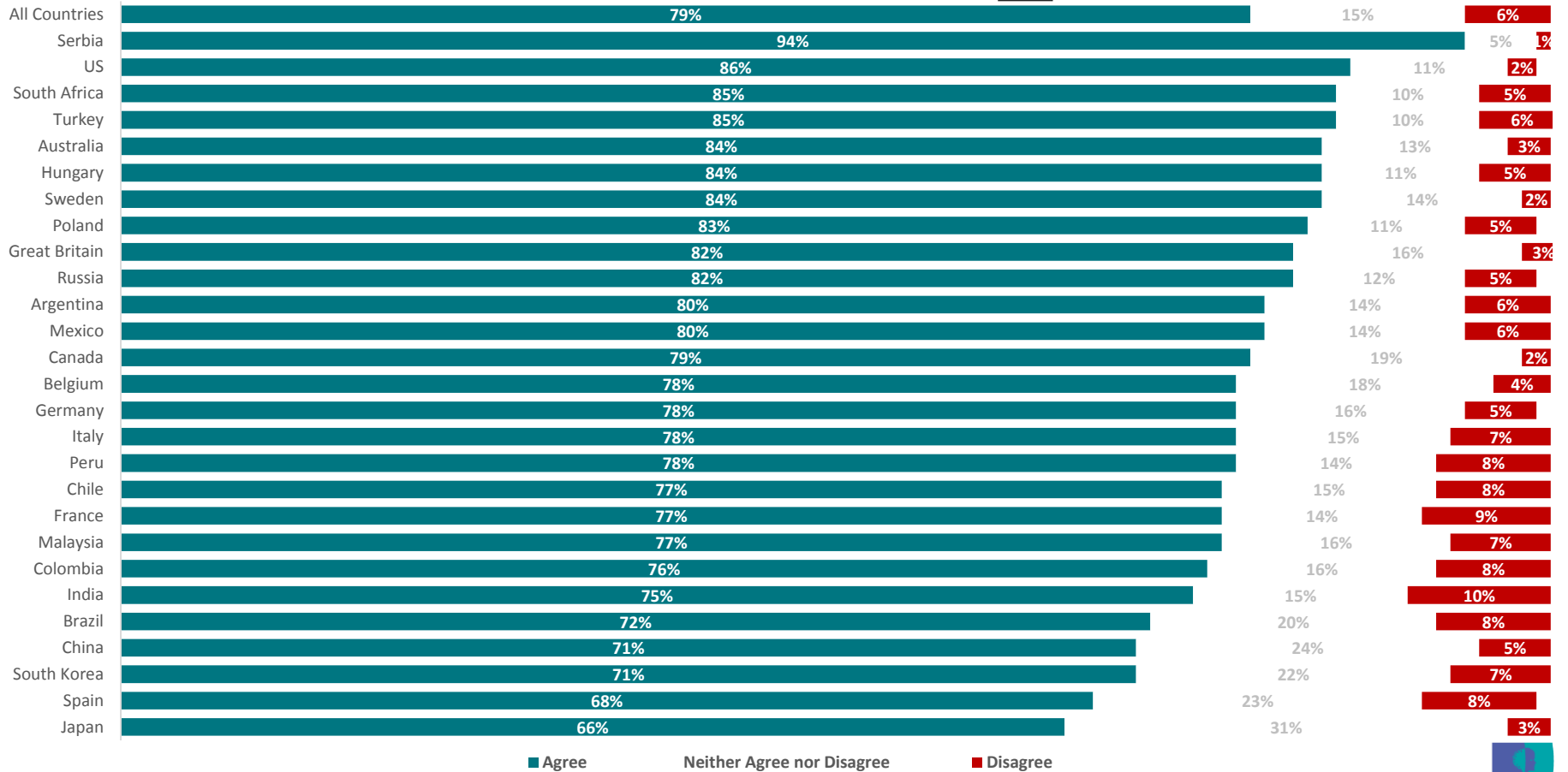
Morally Acceptable in Moderation: **Liquor**



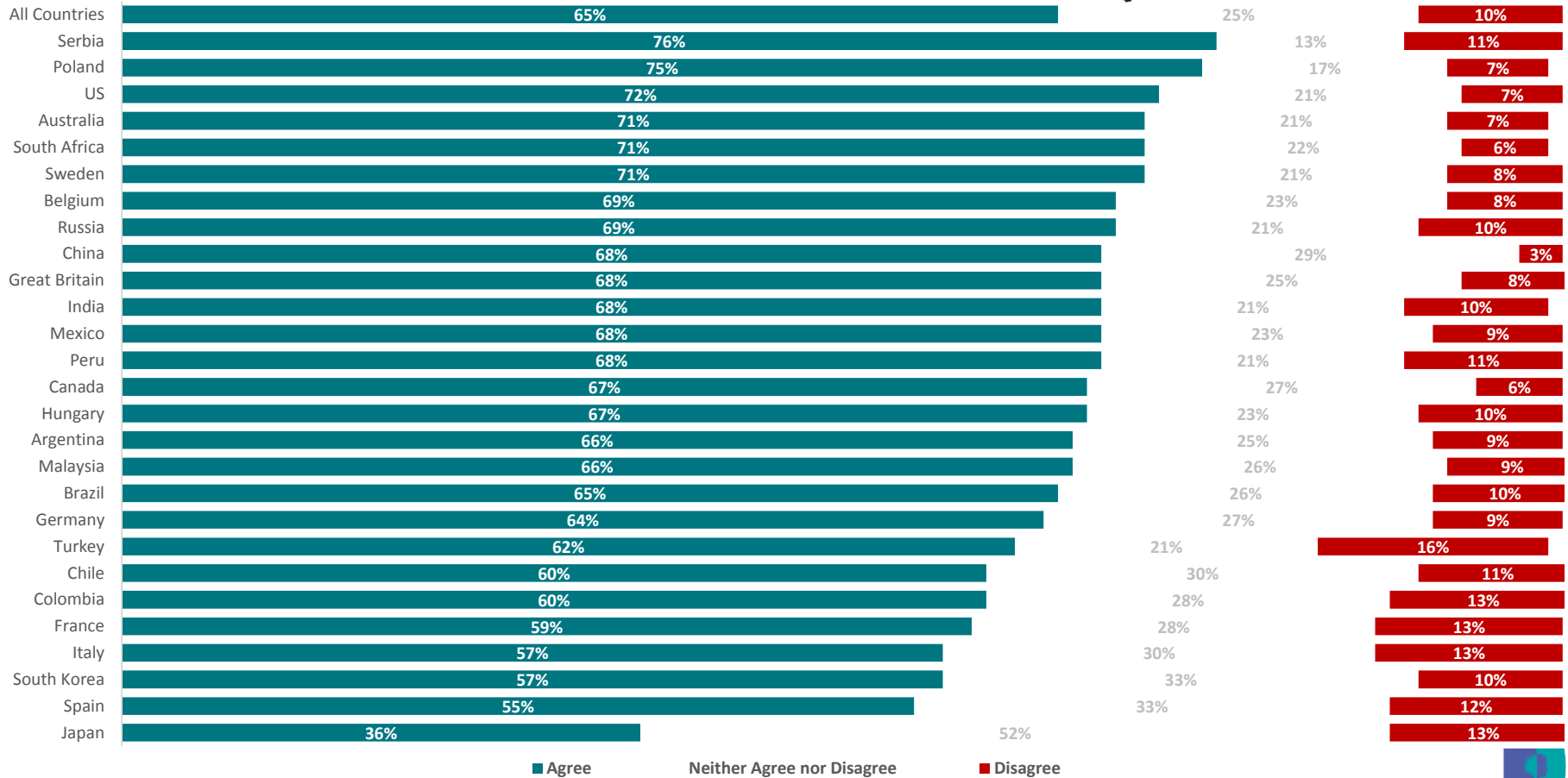
Morally Acceptable in Moderation: Violent Video Games



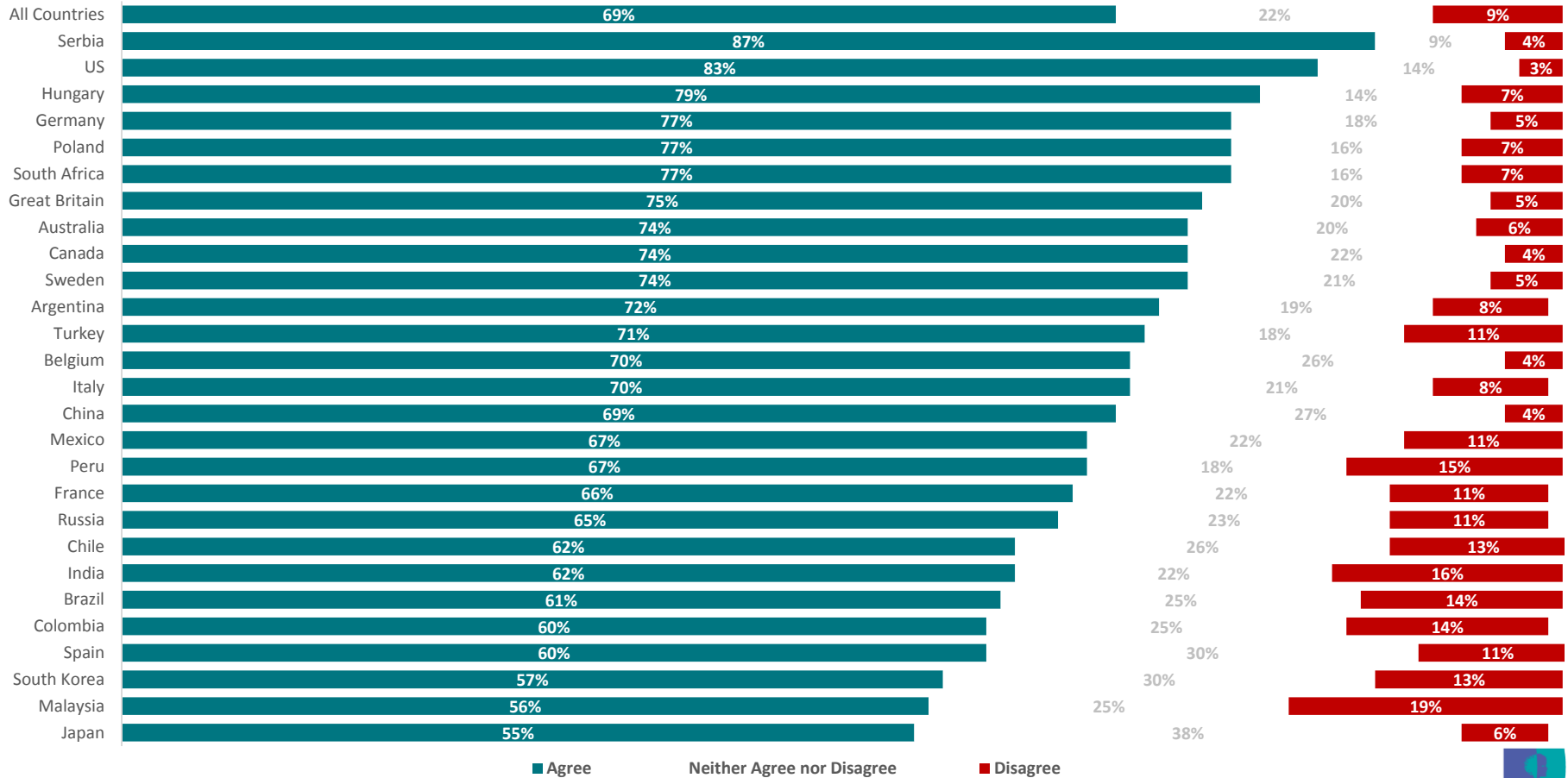
Morally Acceptable in Moderation: **Chocolate**



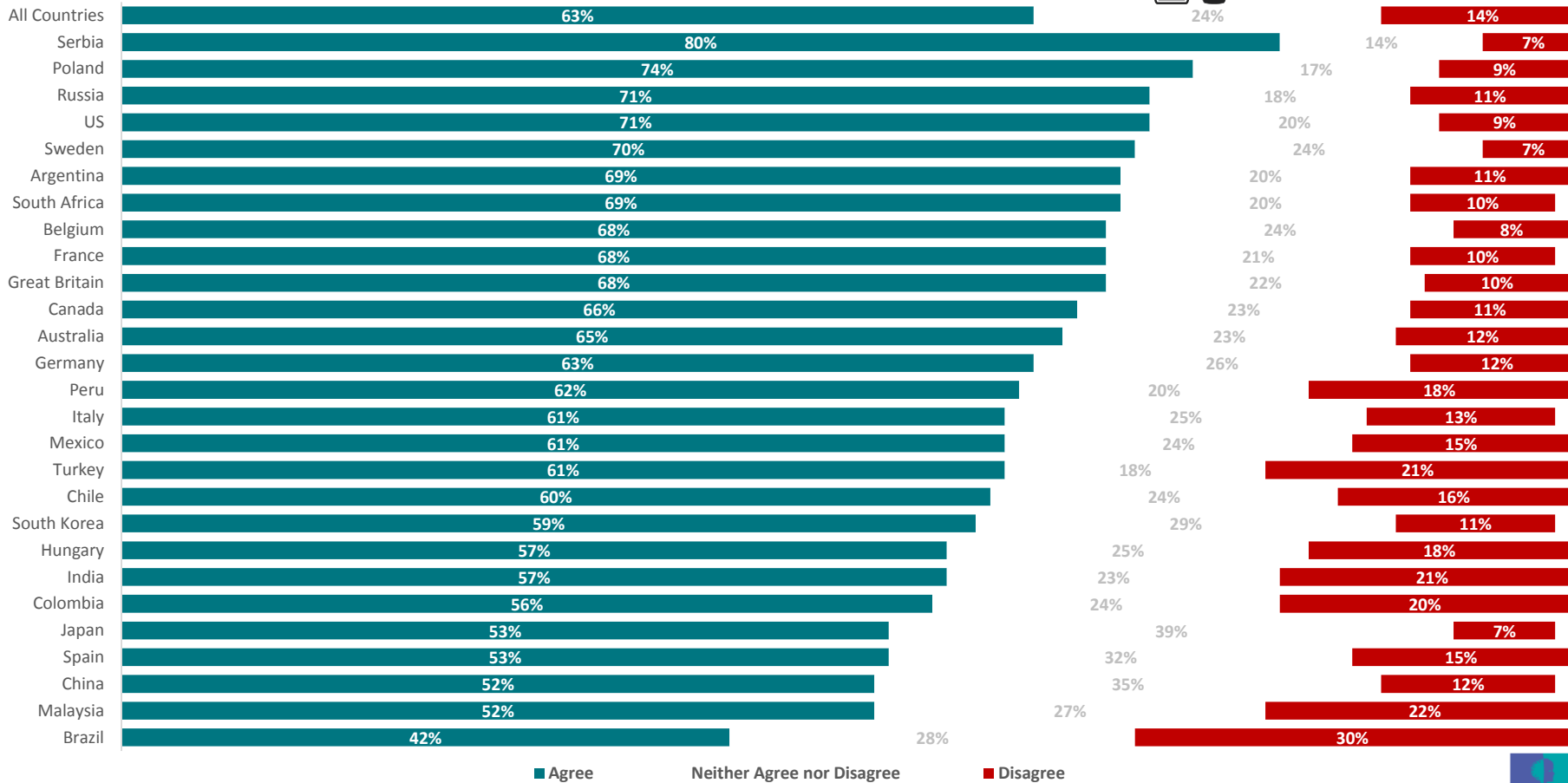
Morally Acceptable in Moderation: Social Media



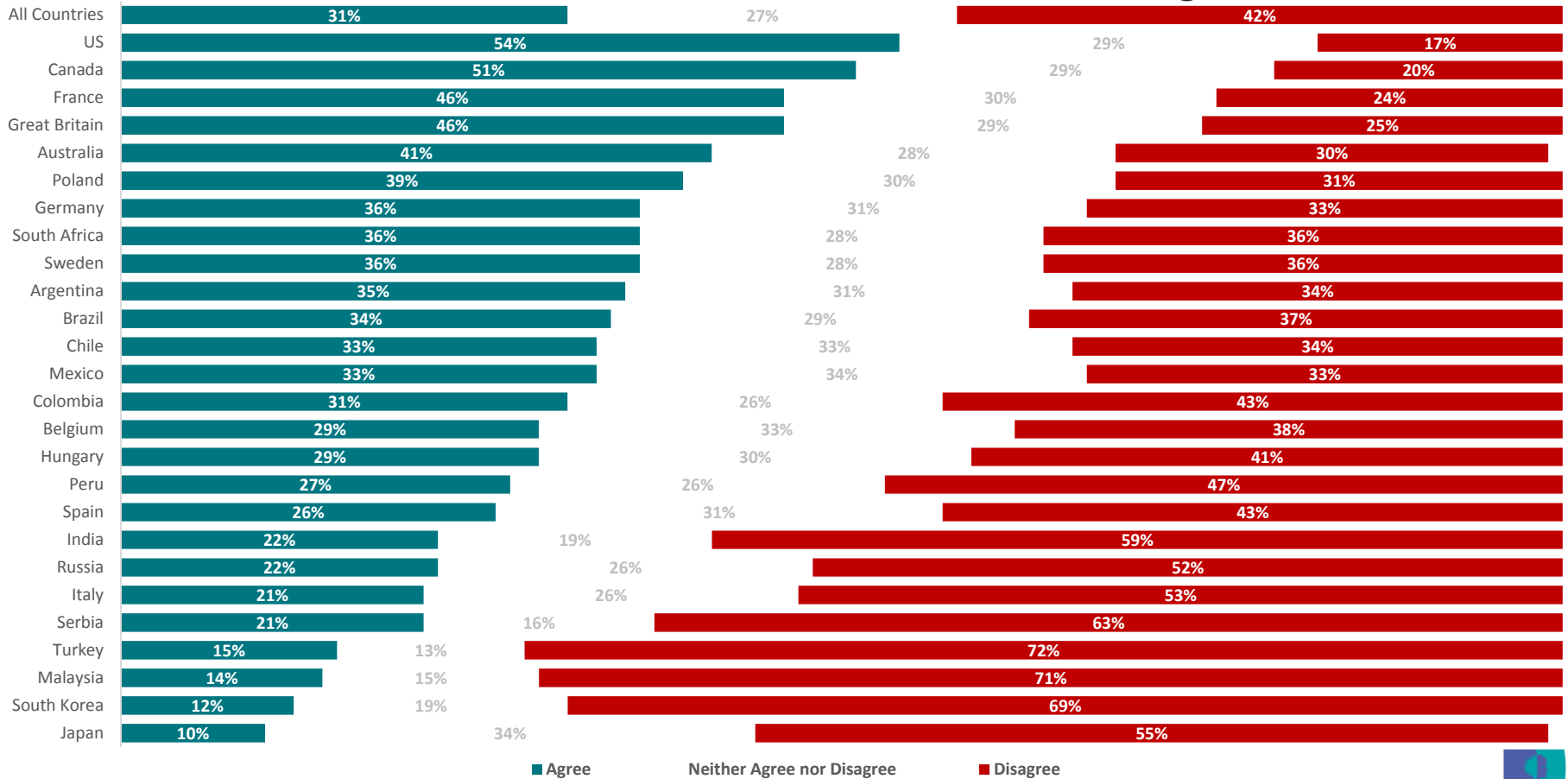
Morally Acceptable in Moderation: **Packaged Salty Snacks**



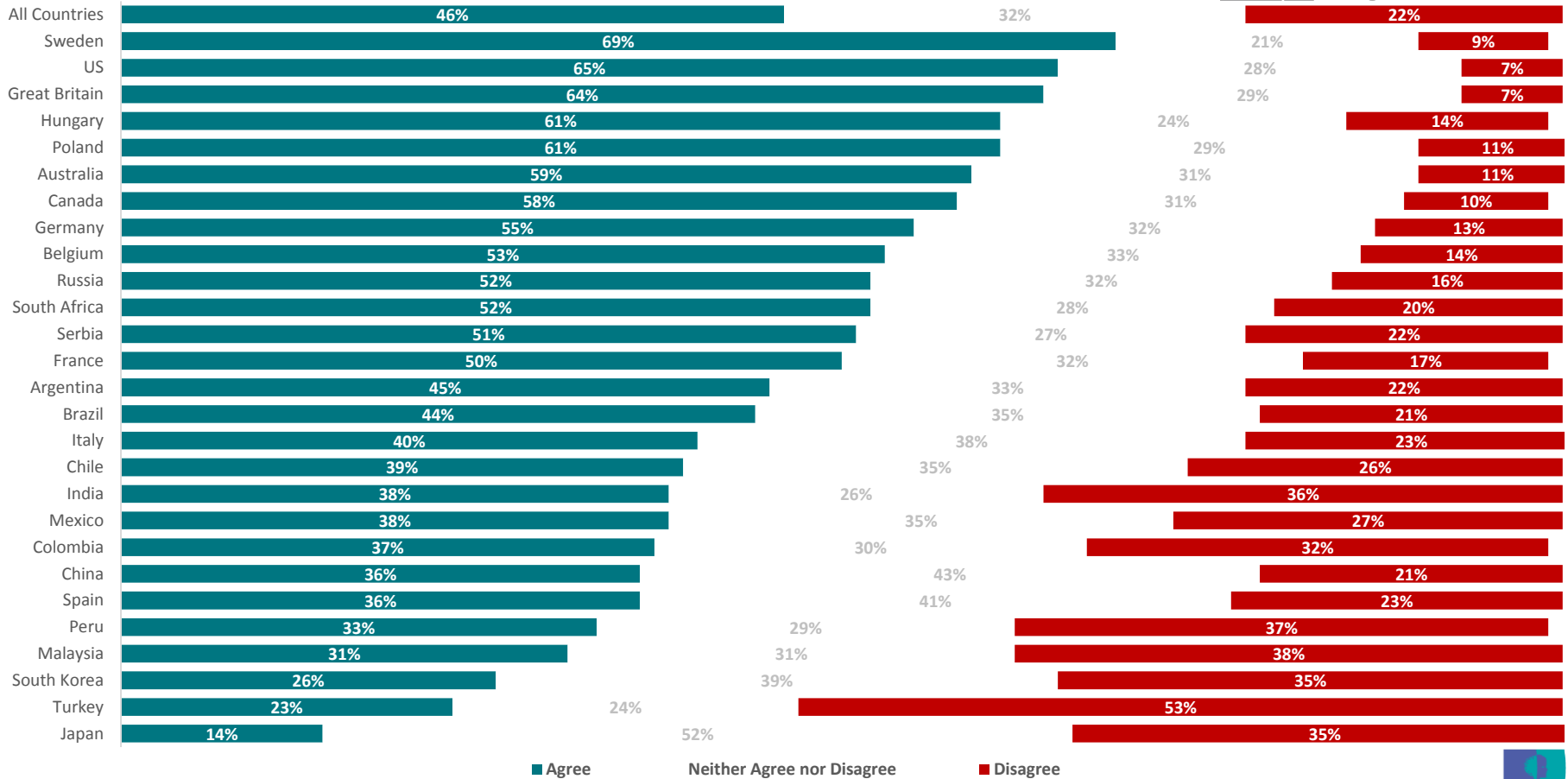
Morally Acceptable in Moderation: Sugary Soft Drinks



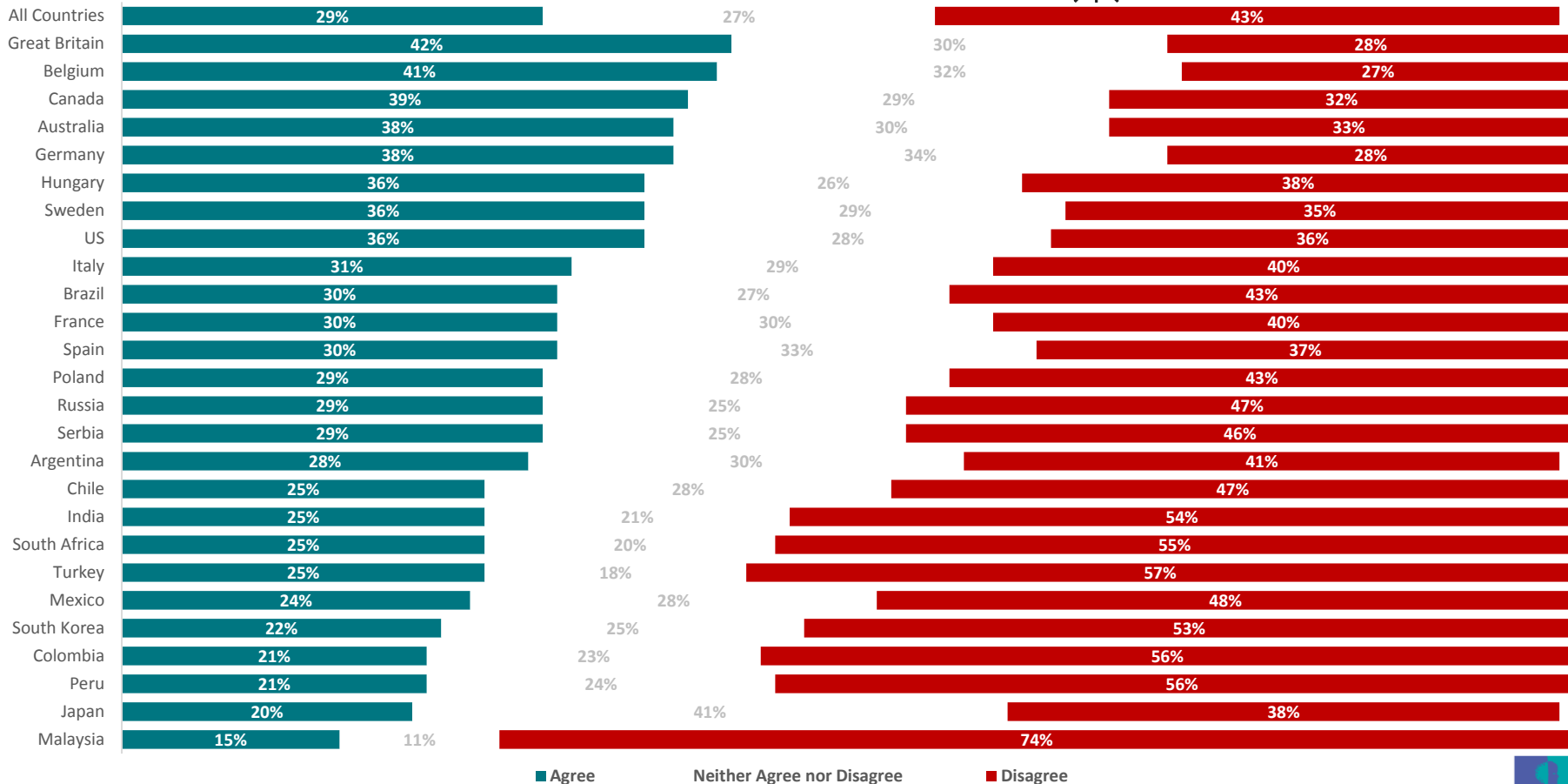
Morally Acceptable in Moderation: **Casino Gambling**



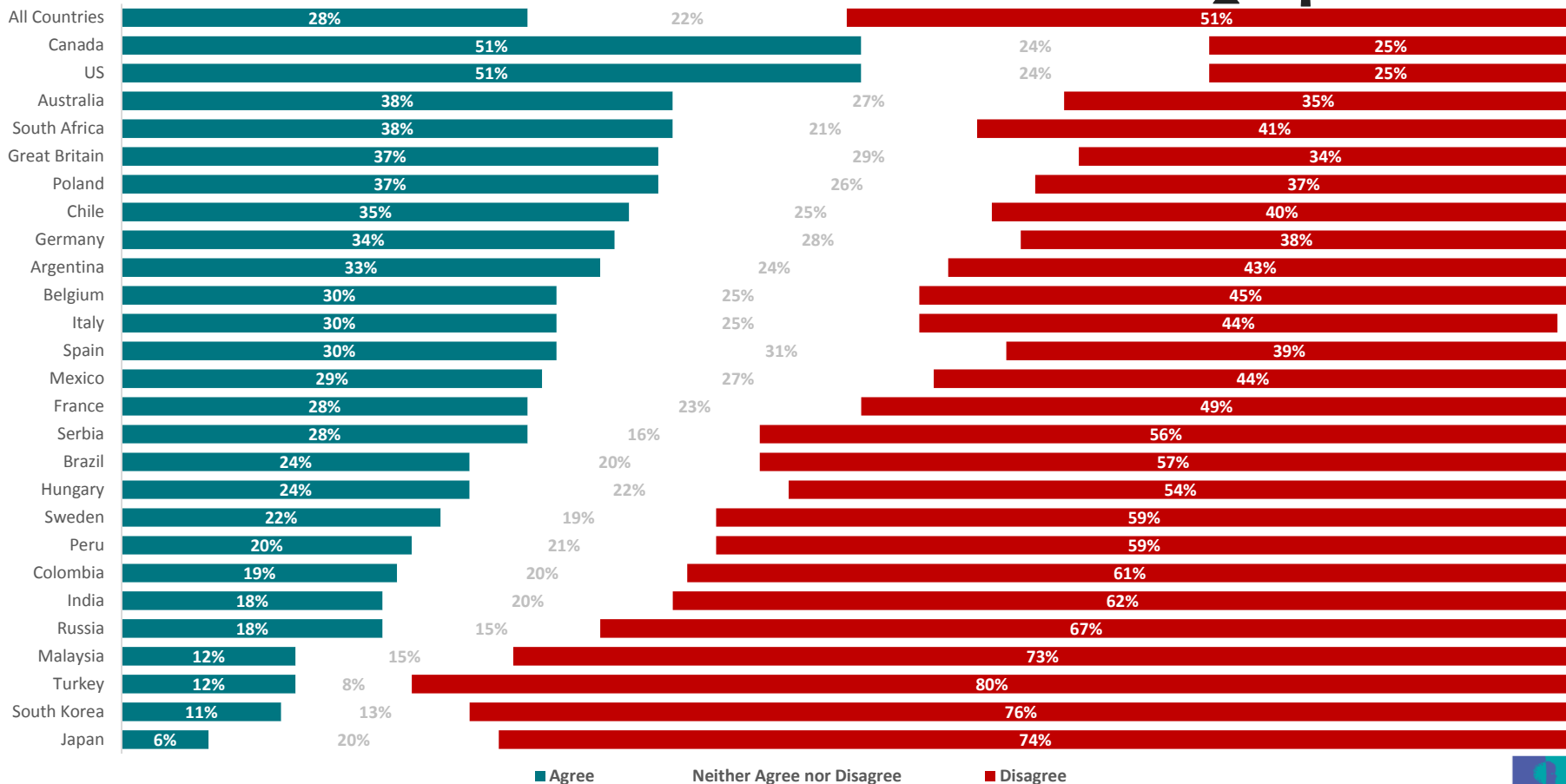
Morally Acceptable in Moderation: Online Dating Services



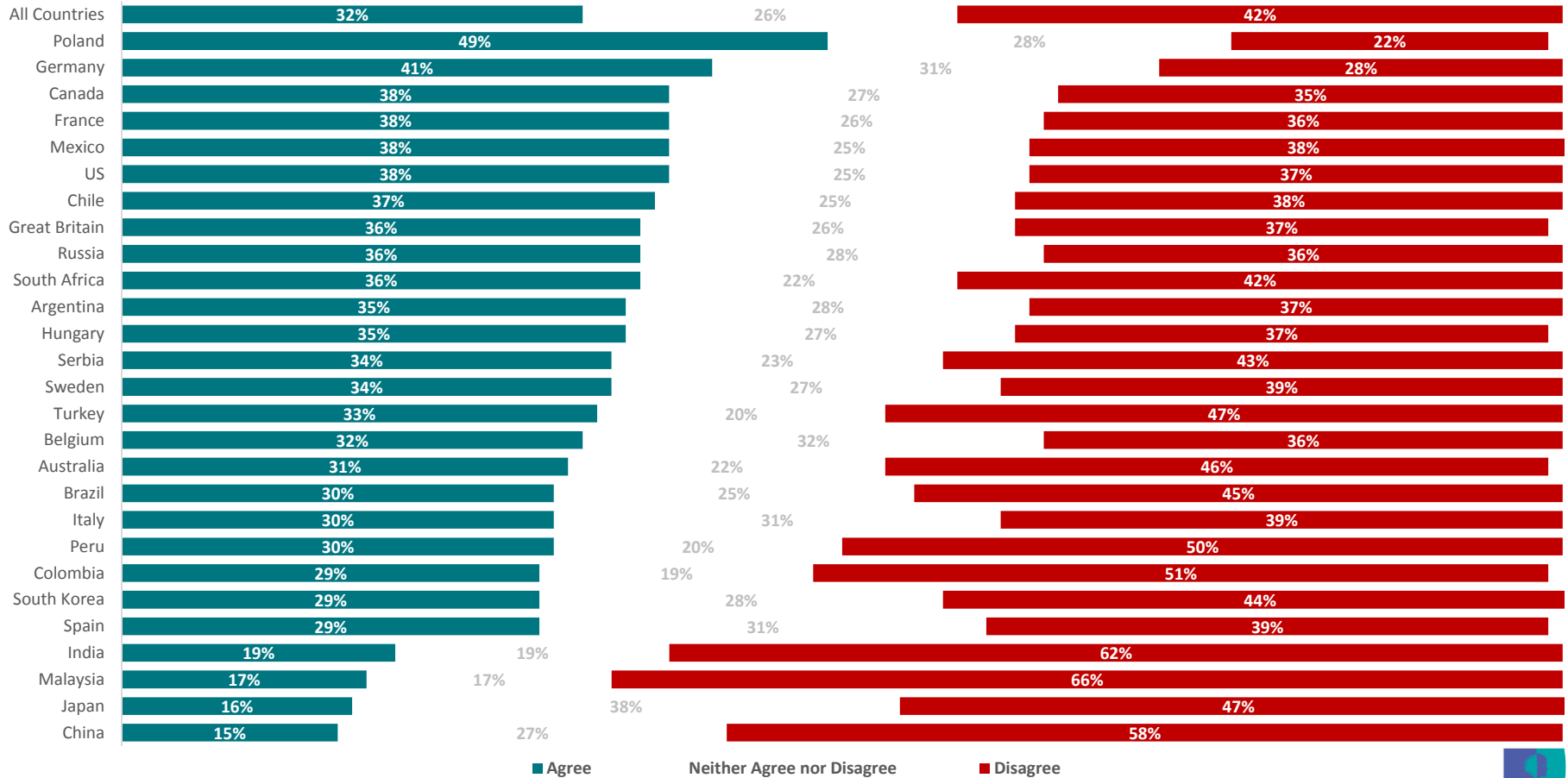
Morally Acceptable in Moderation: Pornography



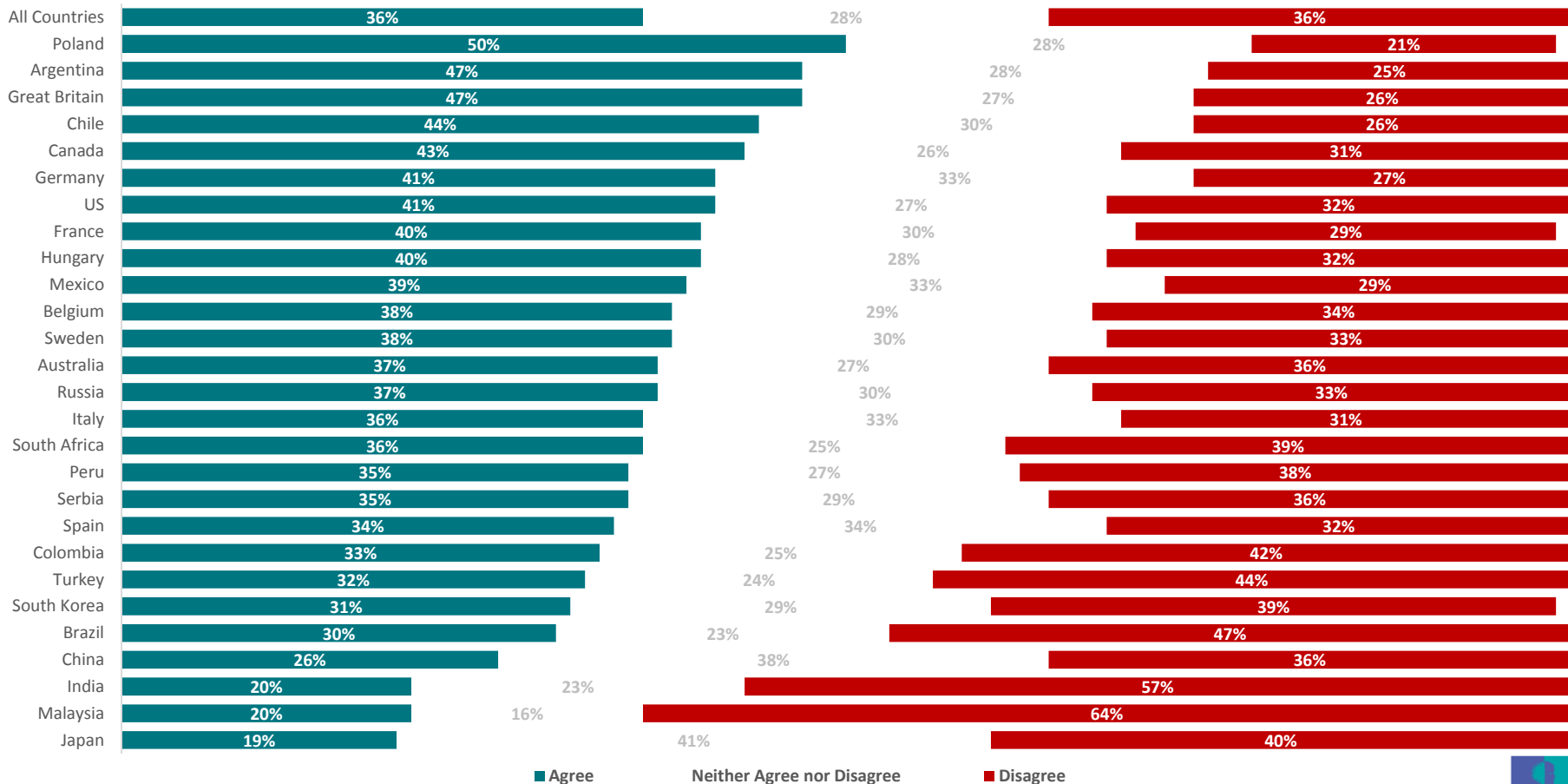
Morally Acceptable in Moderation: Cannabis/Marijuana



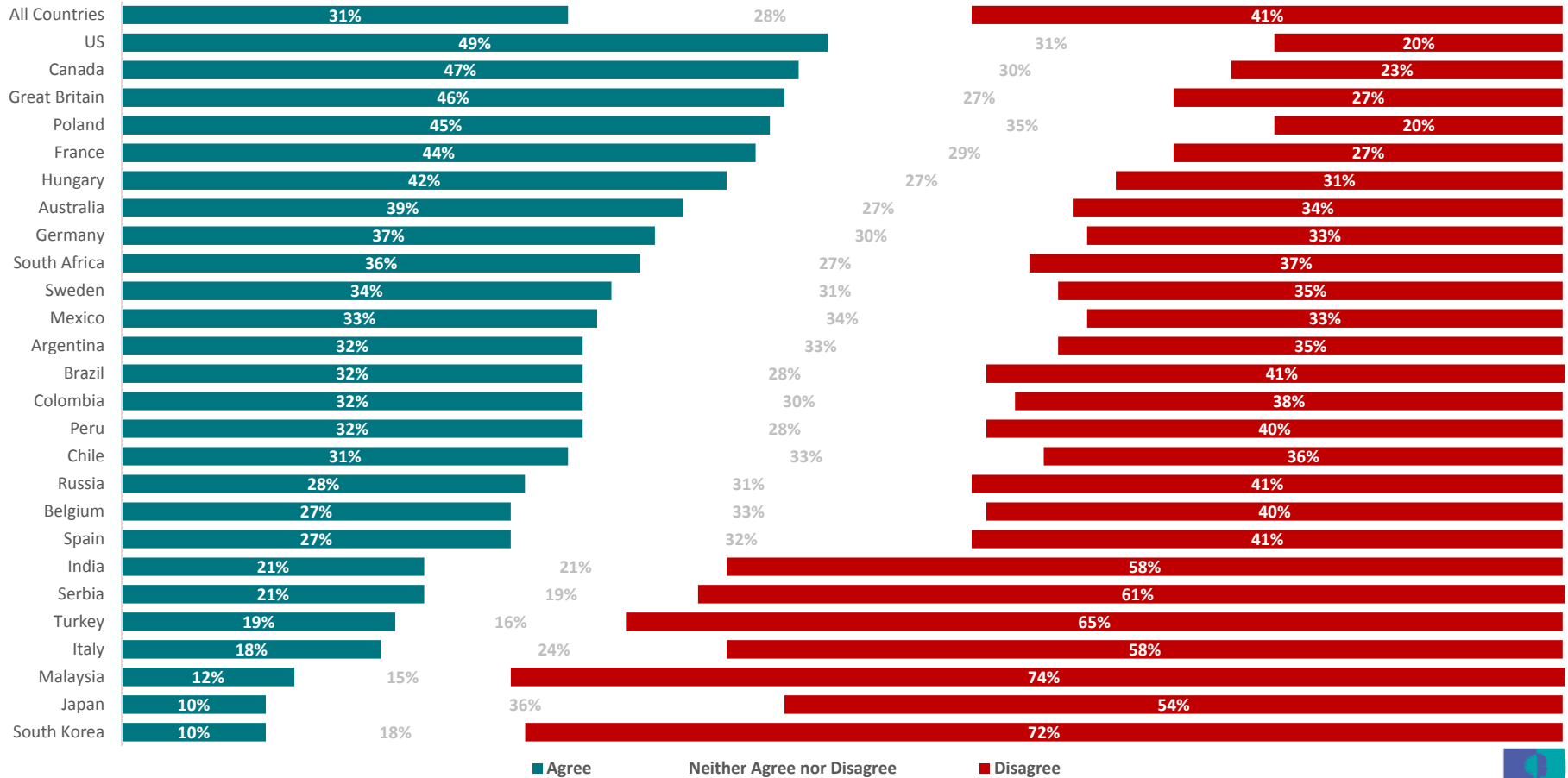
Morally Acceptable in Moderation: **Tobacco Cigarettes and Cigars**



Morally Acceptable in Moderation: E-cigarettes/Vaping



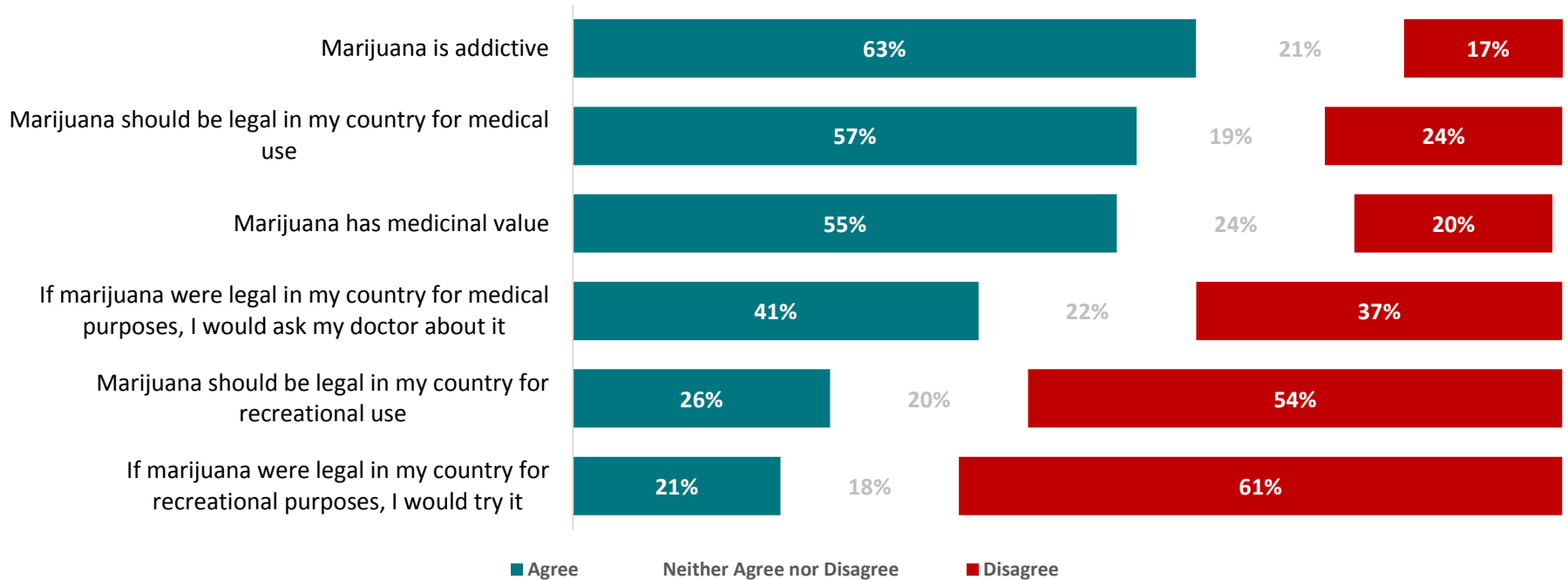
Morally Acceptable in Moderation: Online Betting and Gambling



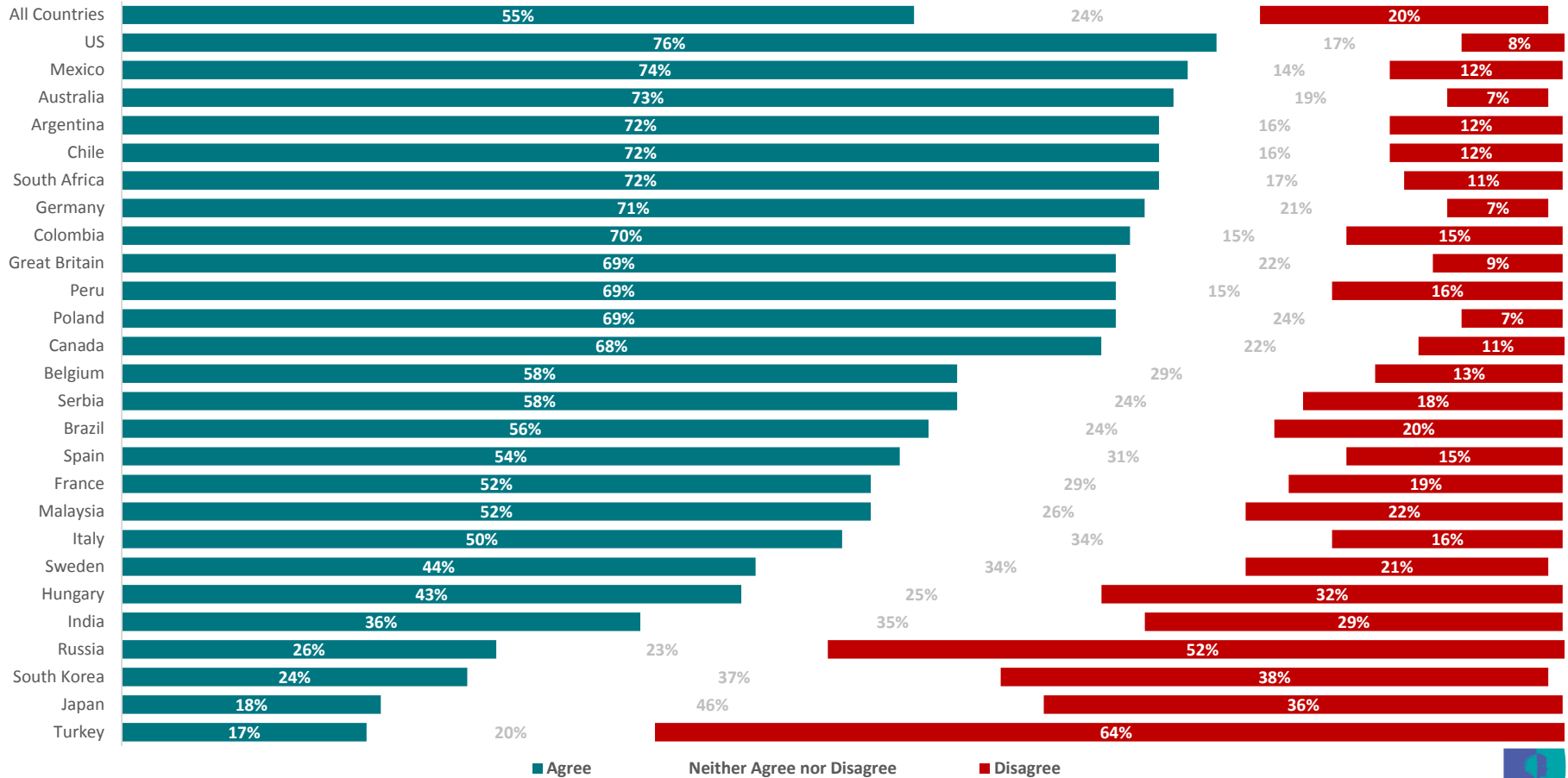
A photograph of a person from behind, wearing a red sweater and a white turtleneck, sitting on a yellow plastic chair and smoking a joint. The smoke is rising and drifting to the left. The background is dark and blurry, showing some furniture. A semi-transparent dark grey box is overlaid on the center of the image, containing the title text.

LEGALIZATION OF MARIJUANA

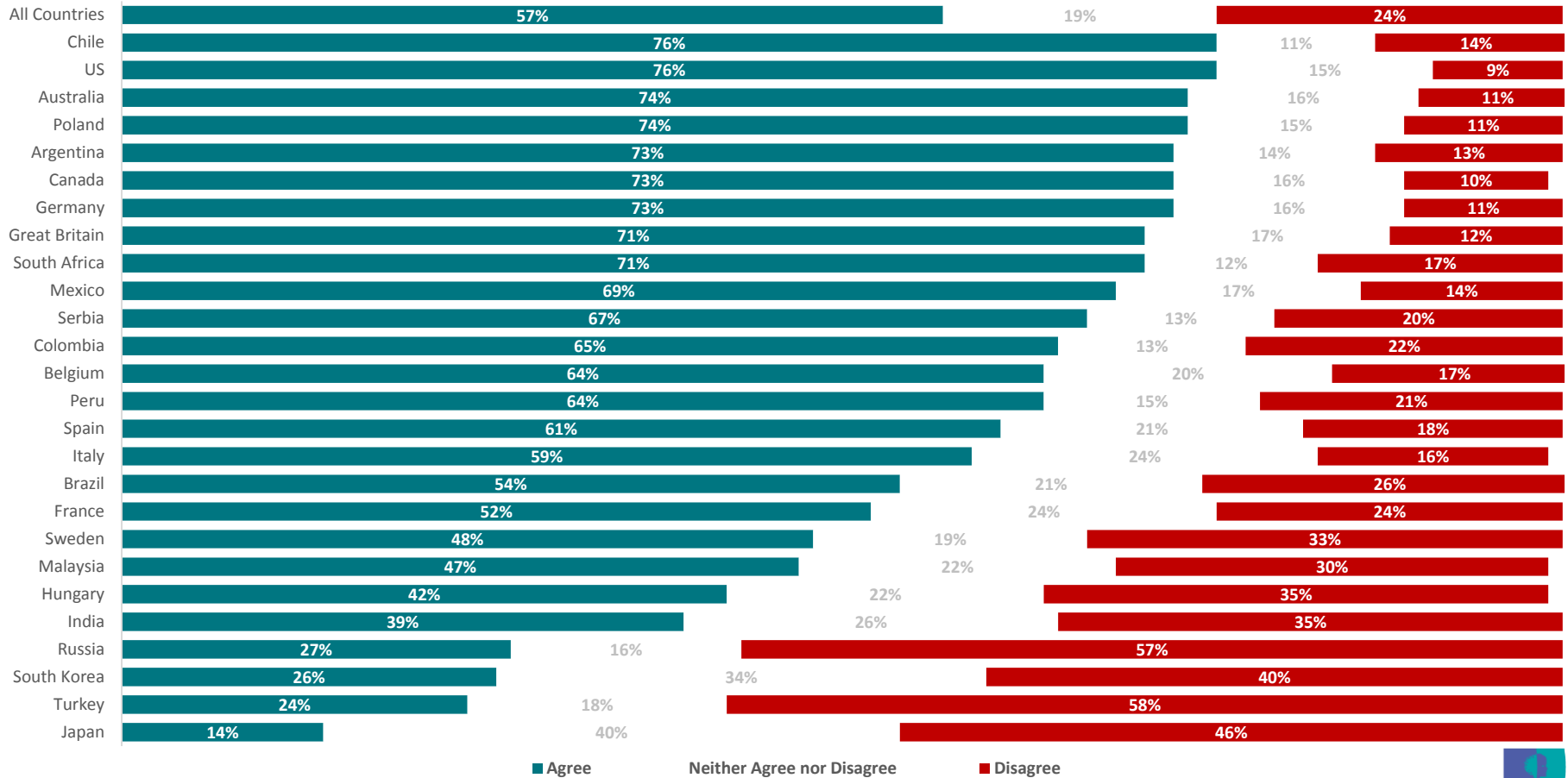
Global Sentiment on Marijuana Use



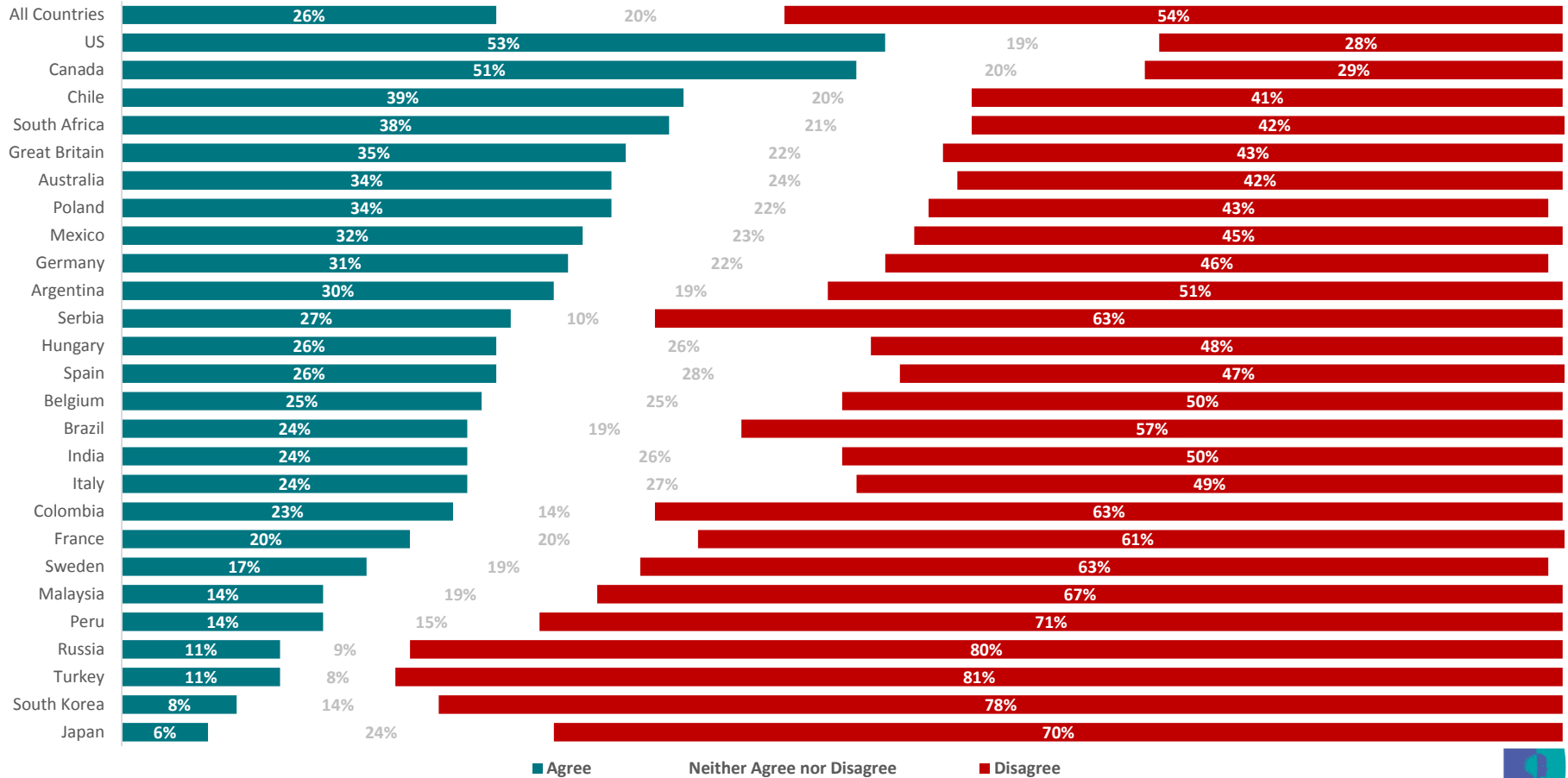
Marijuana has medicinal value



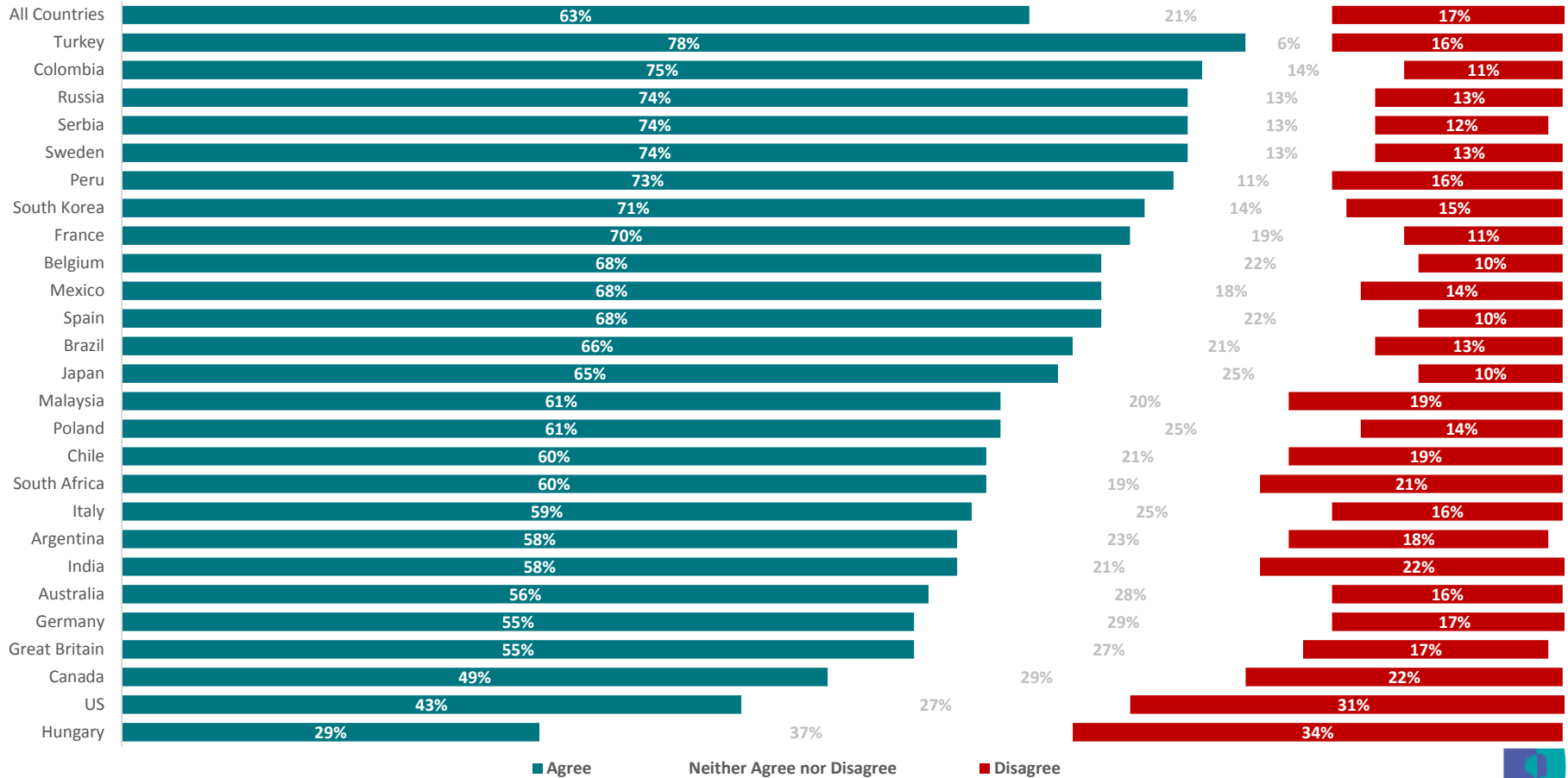
Marijuana should be legal in my country for **medical use**



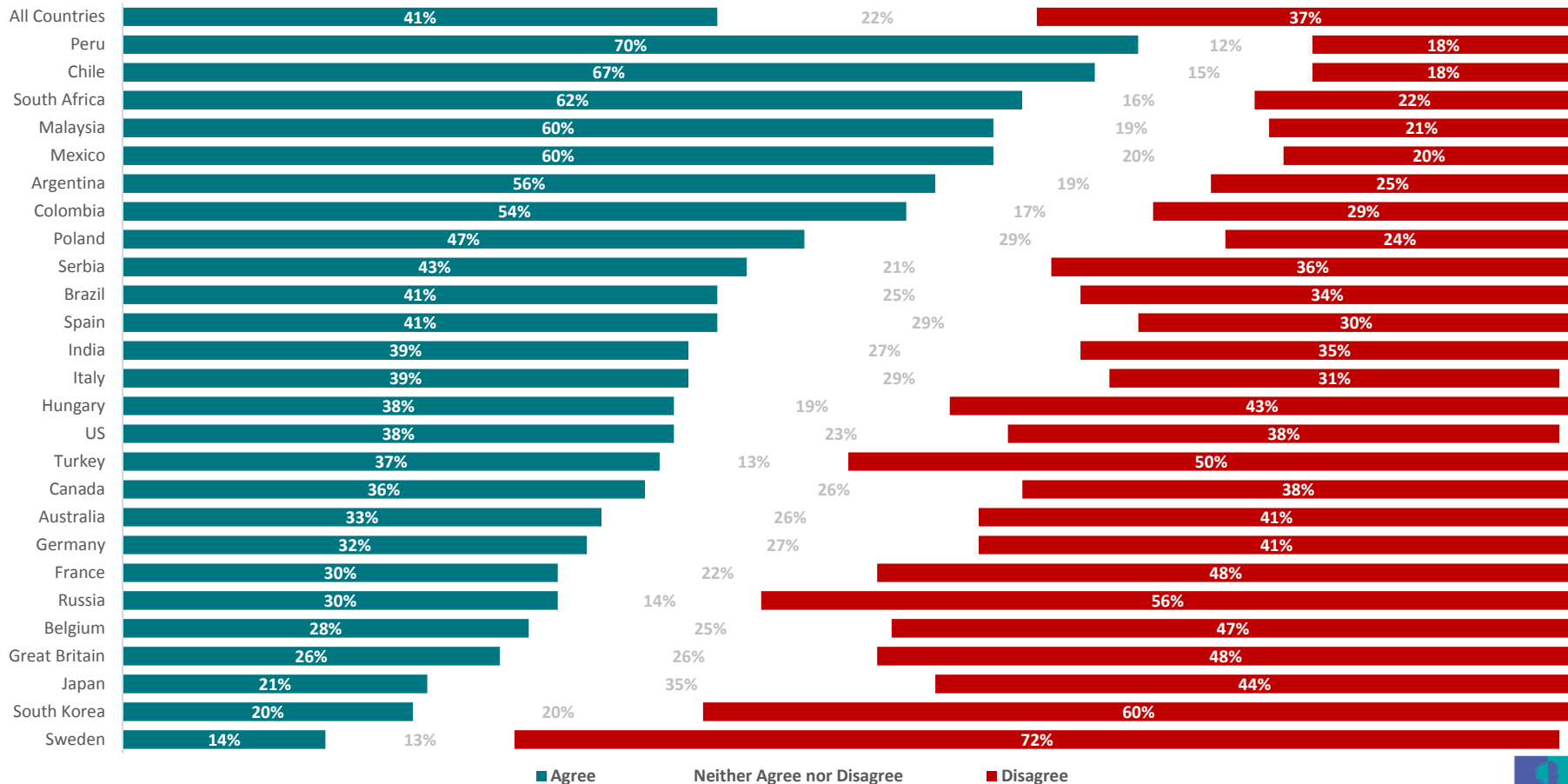
Marijuana should be legal in my country for recreational use



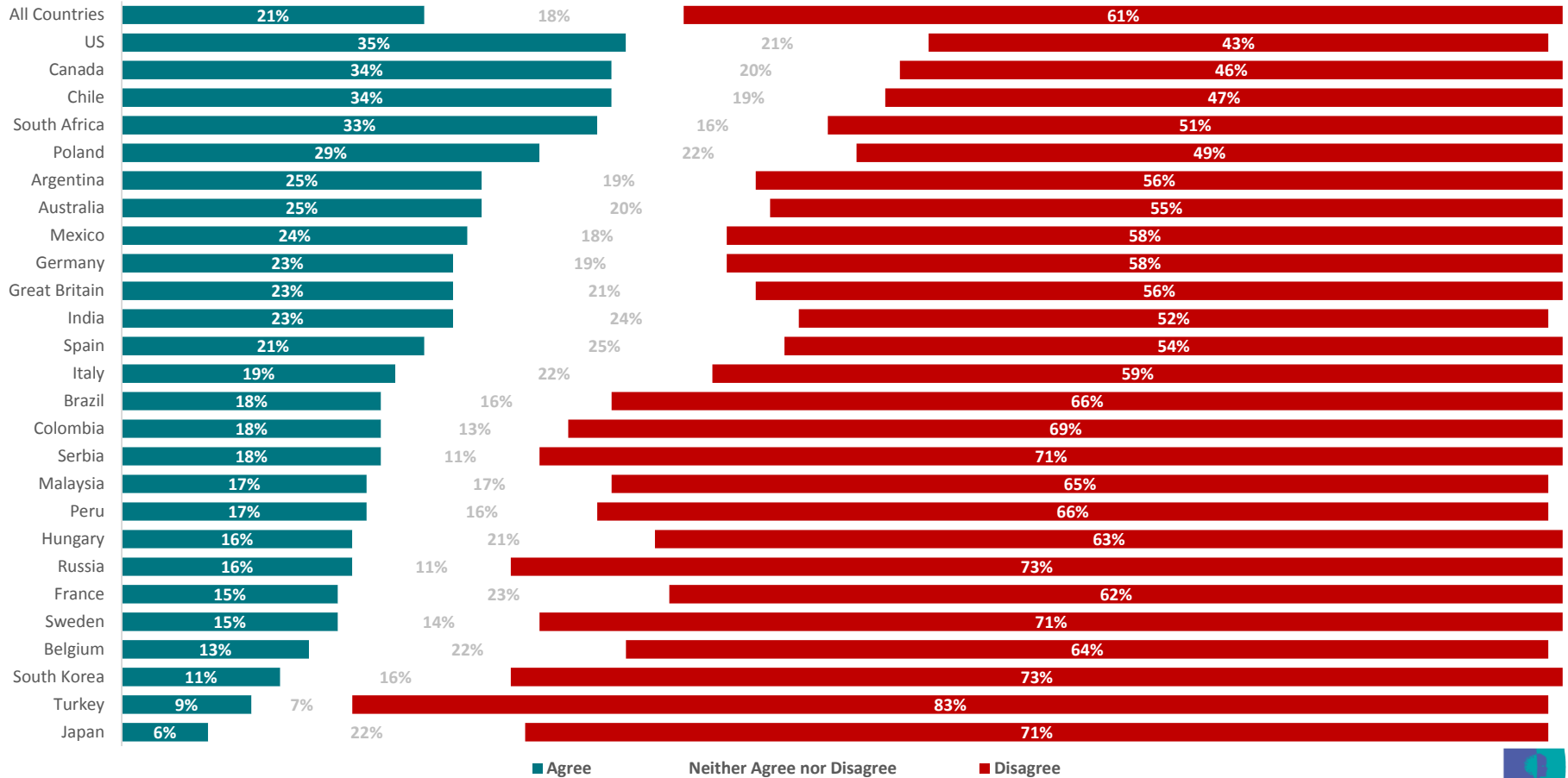
Marijuana is addictive



If marijuana were legal in my country for **medical purposes**, I would ask my doctor about it



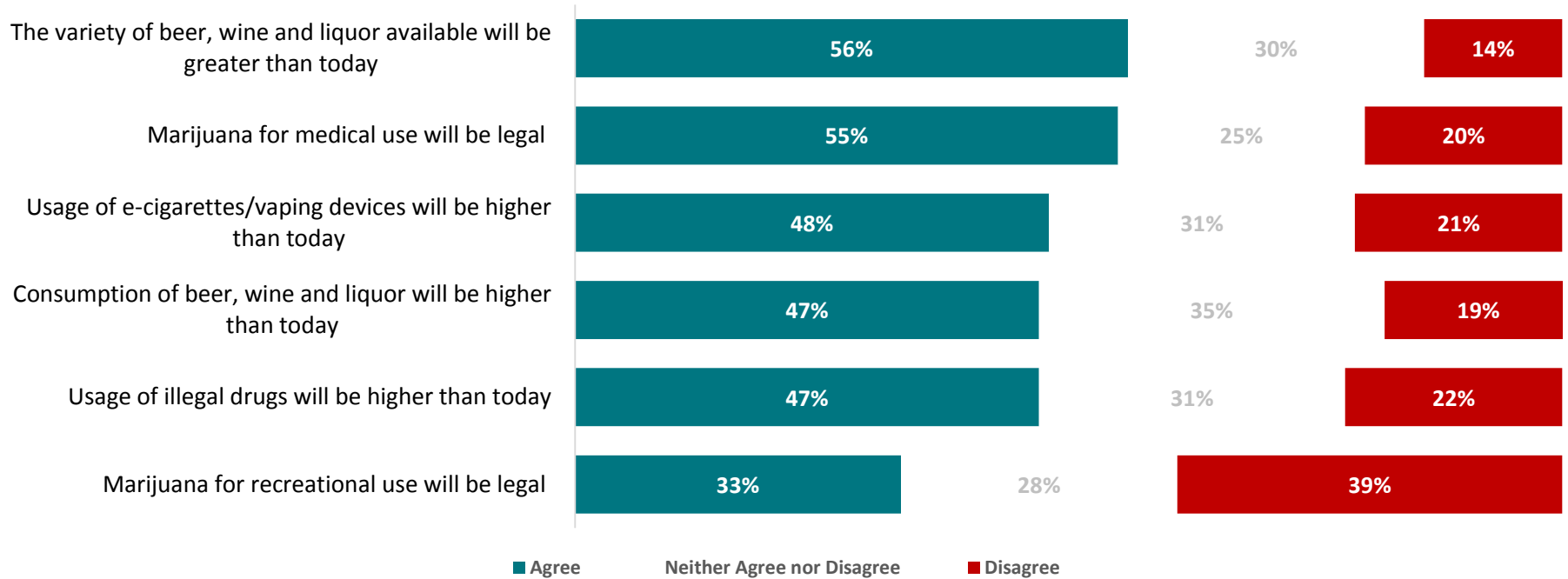
If marijuana were legal in my country for recreational purposes, I would try it



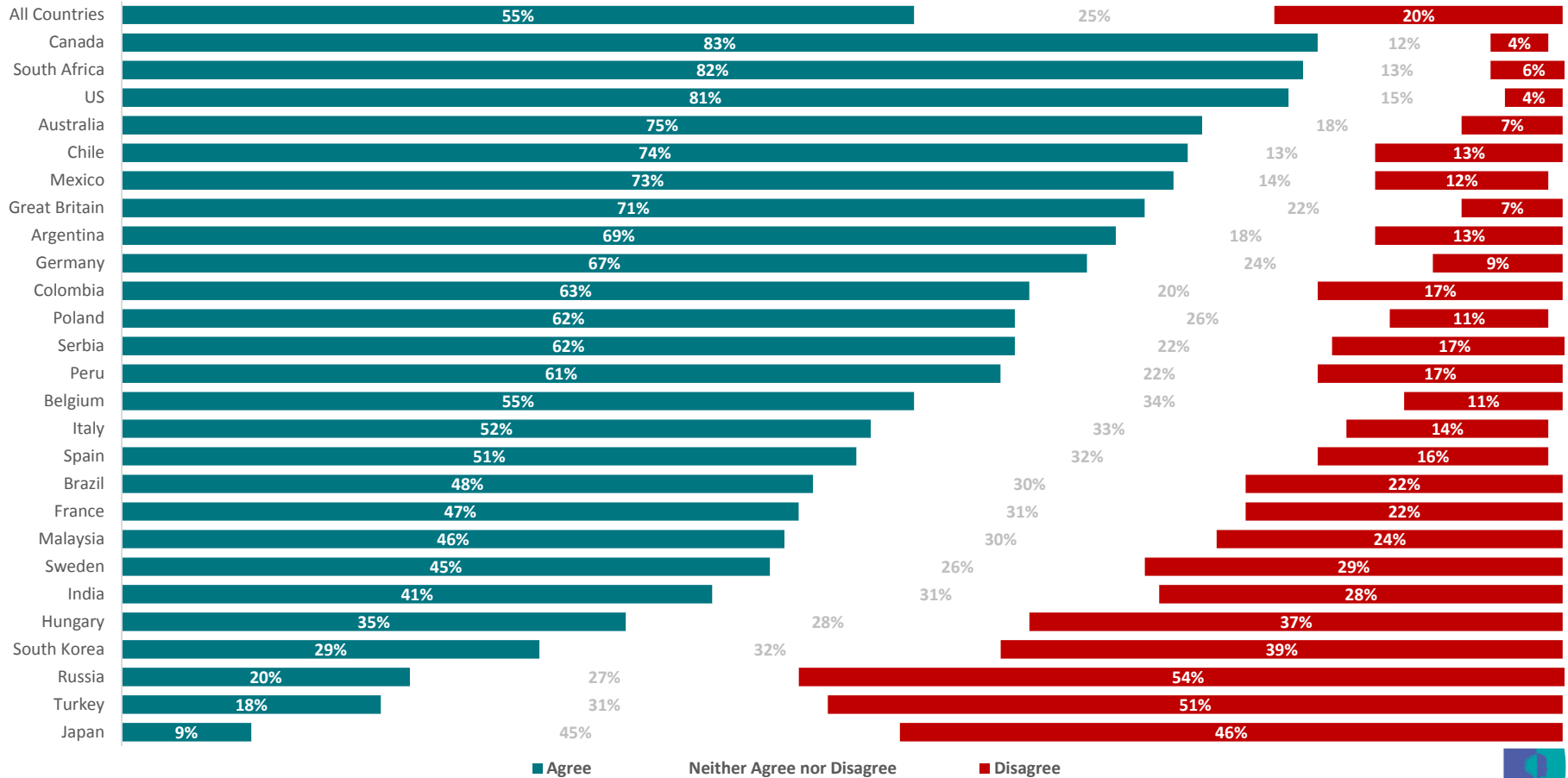


TEN YEARS FROM NOW

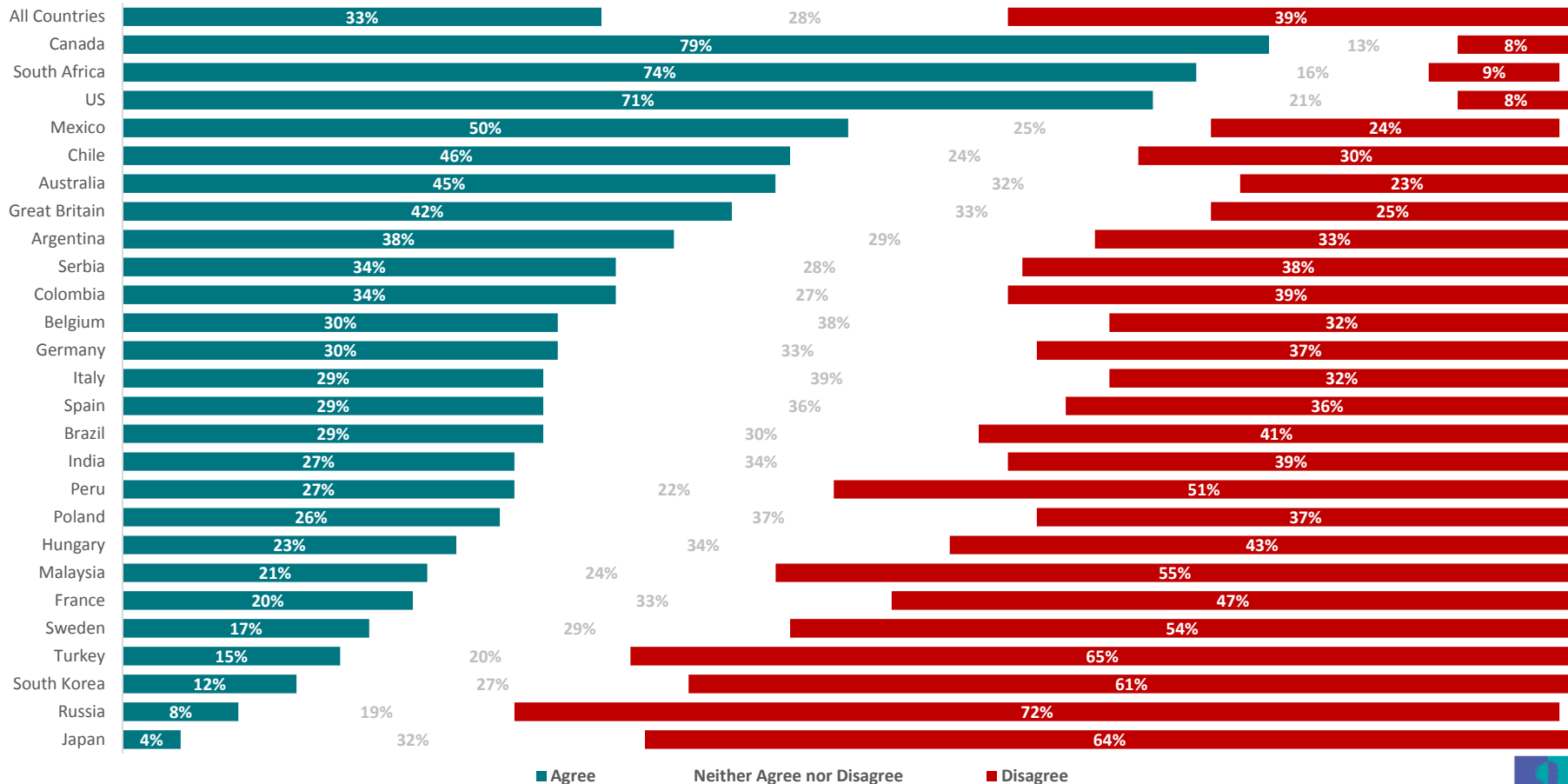
Global Predictions



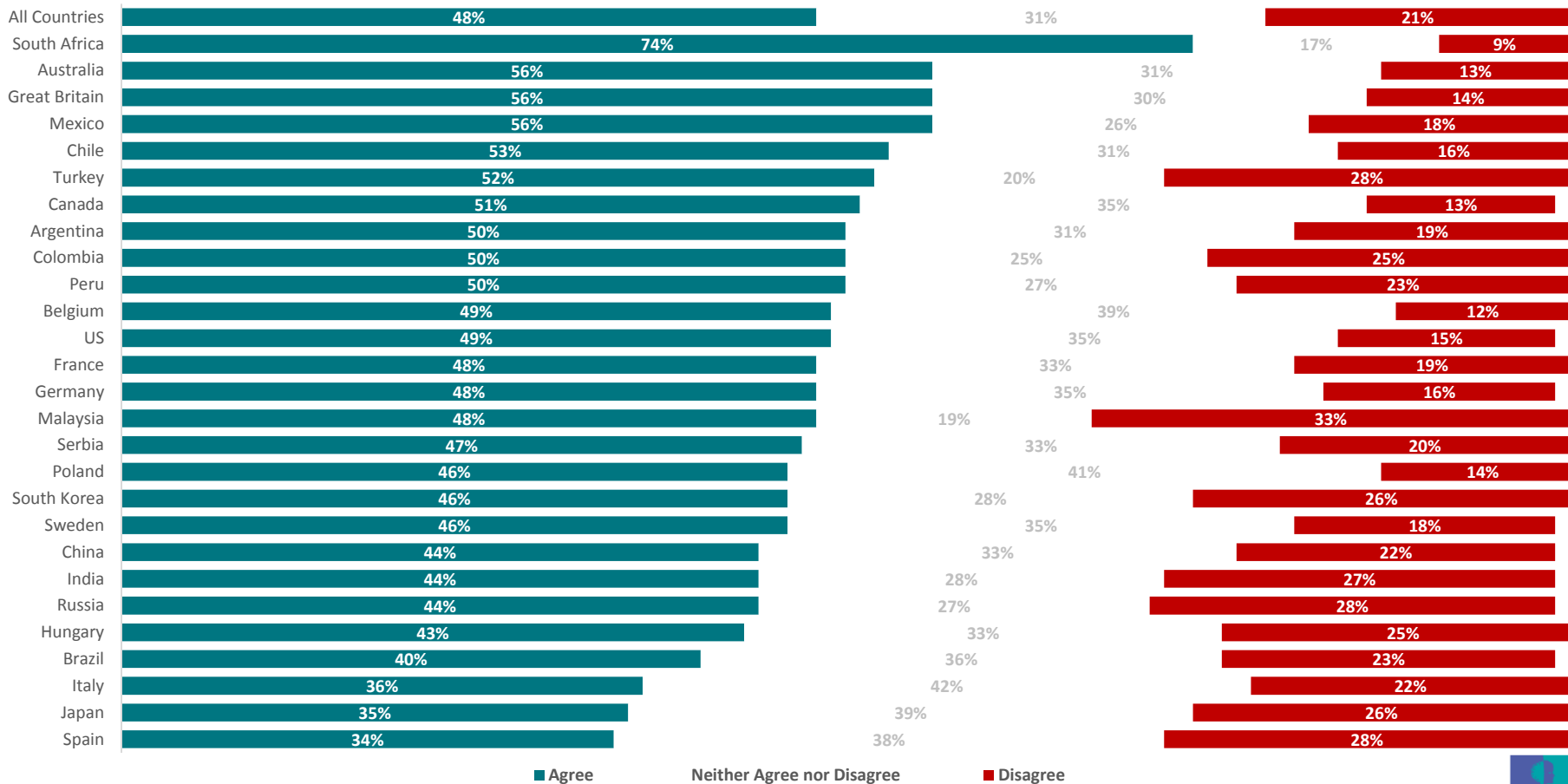
Marijuana for **medical use** will be legal



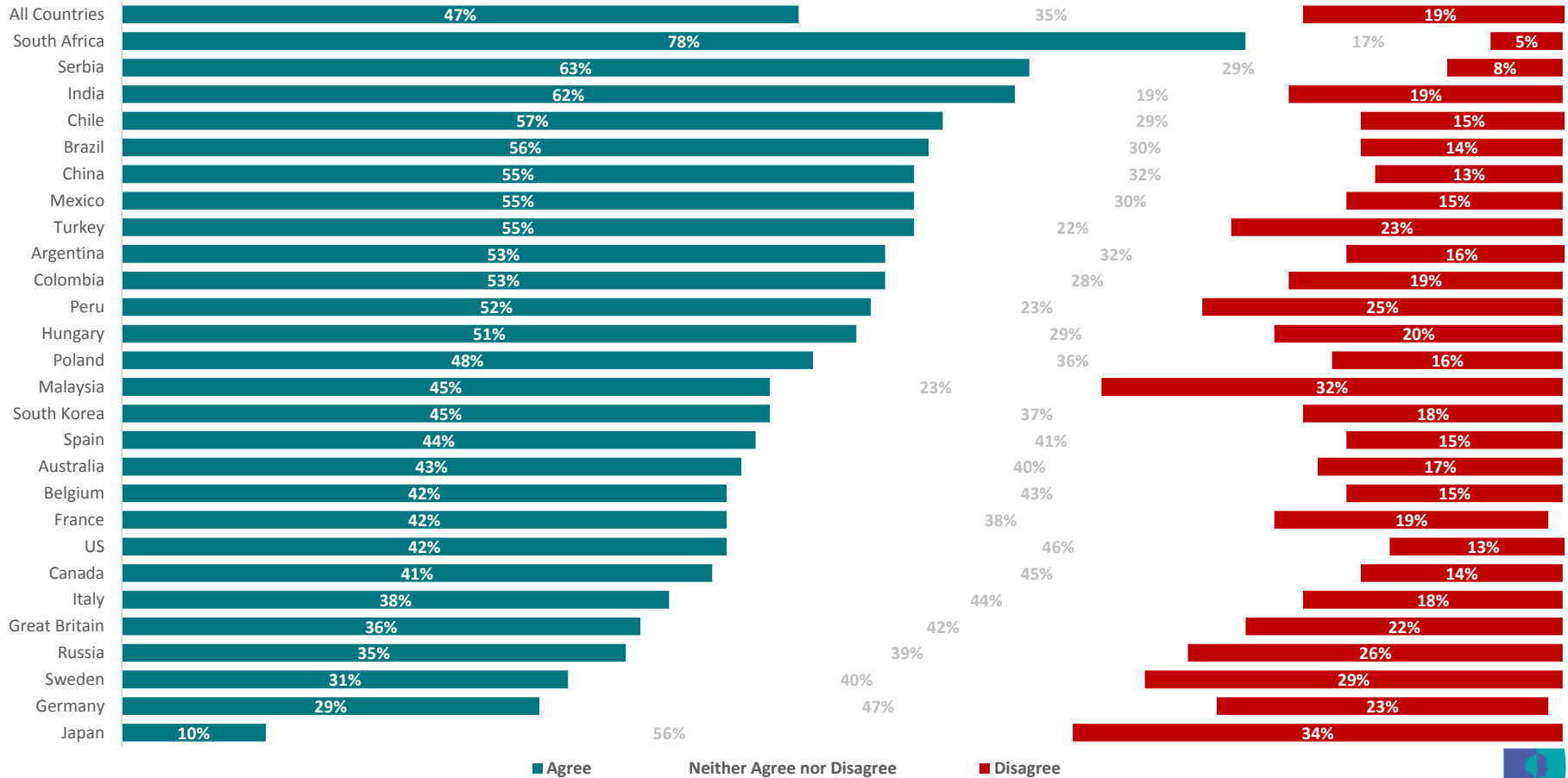
Marijuana for recreational use will be legal



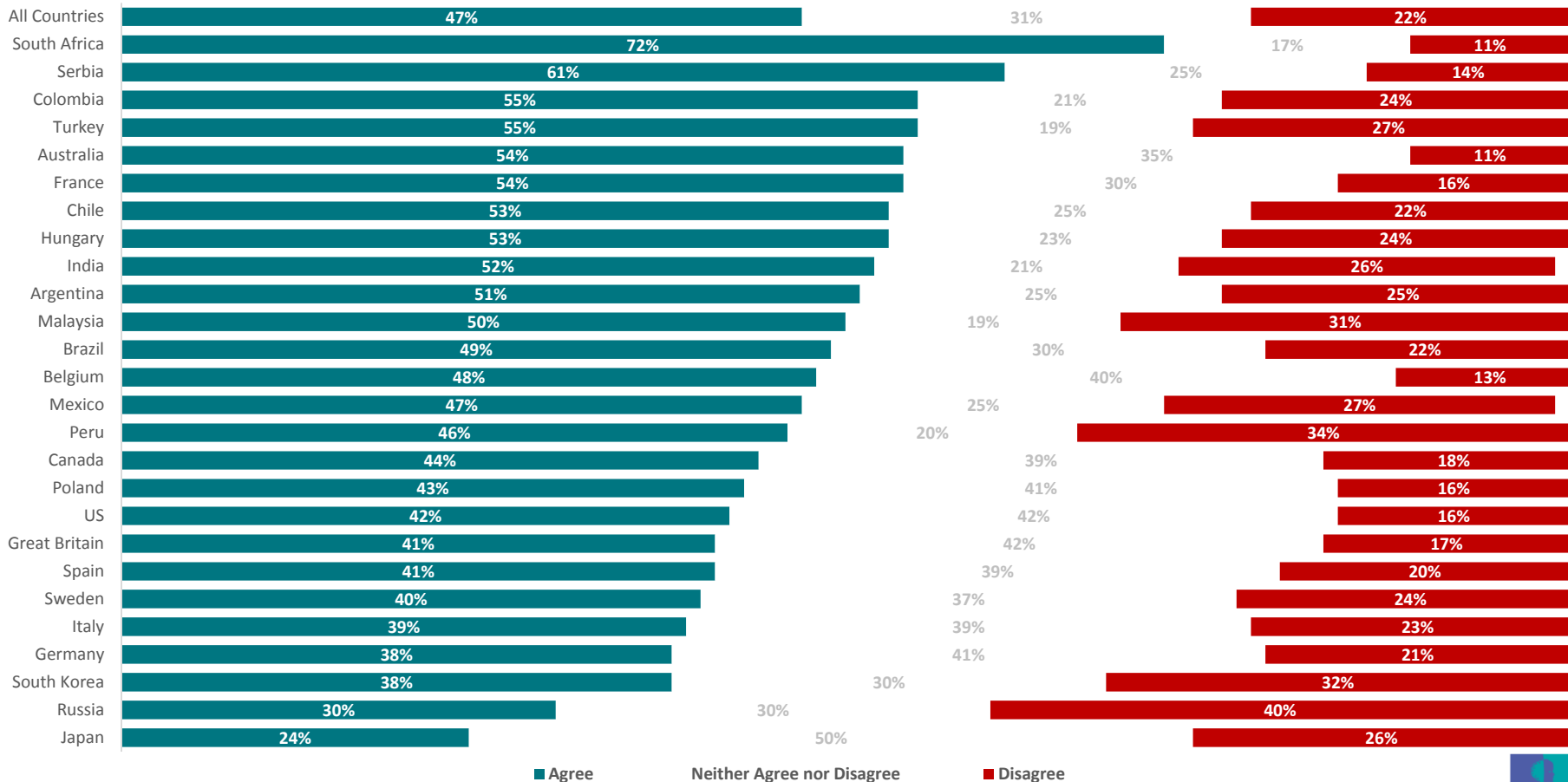
Usage of e-cigarettes/vaping devices will be higher than today



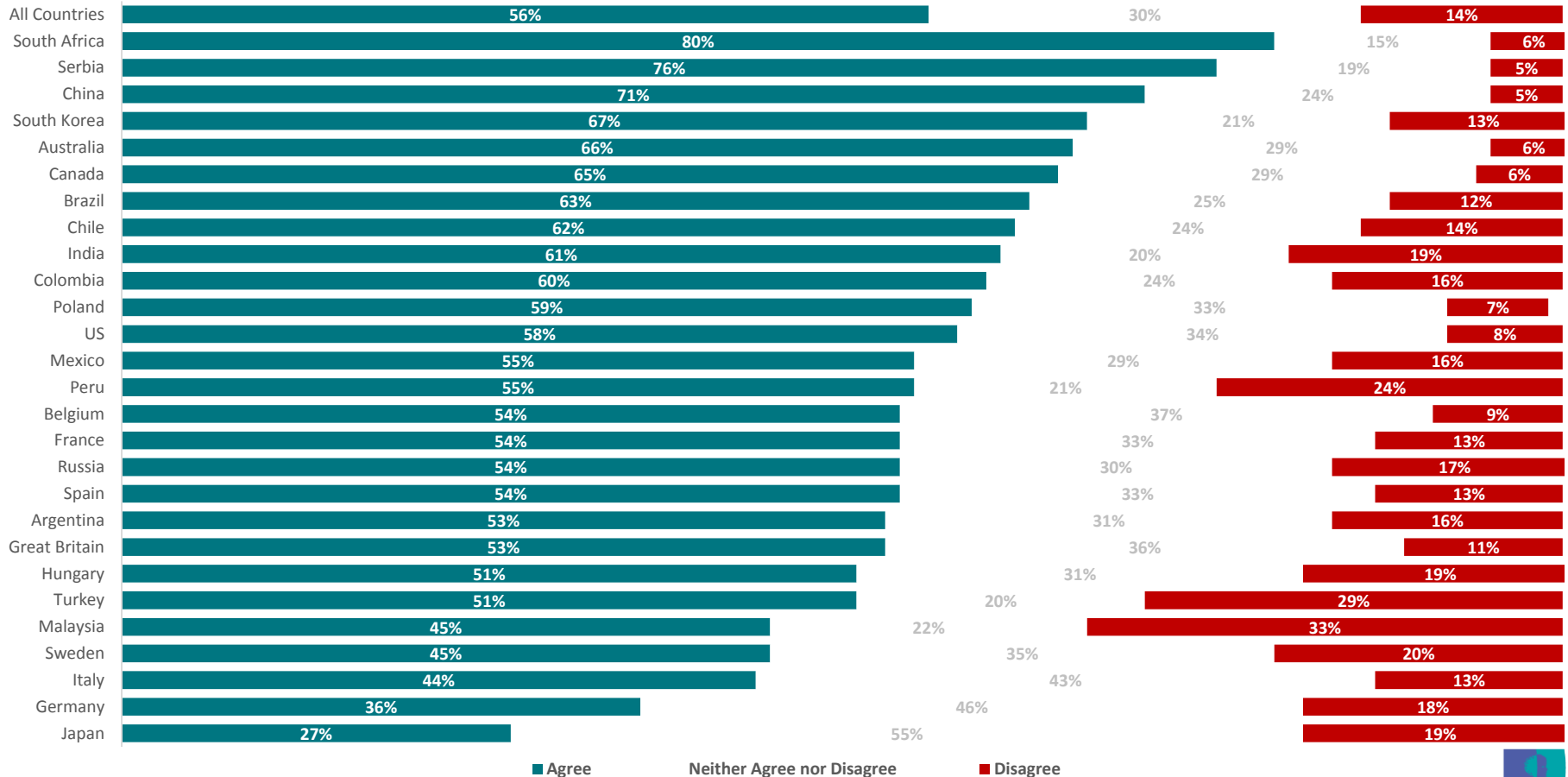
Consumption of beer, wine and liquor will be higher than today



Usage of illegal drugs will be higher than today



The variety of beer, wine and liquor available to consumers will be greater than today



Contacts



Chris Jackson

Vice President
Ipsos Public Affairs, US

✉ Chris.Jackson@ipsos.com

📞 + 1 202 420 2025



Nicolas Boyon

Senior Vice President
Ipsos Public Affairs, US

✉ Nicolas.Boyon@ipsos.com

📞 + 1 212 293 6544



Mallory Newall

Director
Ipsos Public Affairs, US

✉ Mallory.Newall@ipsos.com

📞 + 1 202 420 2014

ABOUT IPSOS

Ipsos ranks third in the global research industry. With a strong presence in 89 countries, Ipsos employs more than 16,000 people and has the ability to conduct research programs in more than 100 countries. Founded in France in 1975, Ipsos is controlled and managed by research professionals. They have built a solid Group around a multi-specialist positioning – Media and advertising research; Marketing research; Client and employee relationship management; Opinion & social research; Mobile, Online, Offline data collection and delivery.

Ipsos is listed on Eurolist – NYSE – Euronext. The company is part of the SBF 120 and the Mid-60 index and is eligible for the Deferred Settlement Service (SRD).

ISIN code FR0000073298, Reuters ISOS.PA, Bloomberg IPS:FP

www.ipsos.com

GAME CHANGERS

At Ipsos we are passionately curious about people, markets, brands and society. We deliver information and analysis that makes our complex world easier and faster to navigate and inspires our clients to make smarter decisions.

We believe that our work is important. Security, simplicity, speed and substance applies to everything we do.

Through specialisation, we offer our clients a unique depth of knowledge and expertise. Learning from different experiences gives us perspective and inspires us to boldly call things into question, to be creative.

By nurturing a culture of collaboration and curiosity, we attract the highest calibre of people who have the ability and desire to influence and shape the future.

“GAME CHANGERS” – our tagline – summarises our ambition.